



Hemchandracharya  
**North Gujarat University**

NAAC 'B' (CGPA) Accredited (State University)



Syllabus

---

---

**Bachelor of Nursing**

---

---

In Force from Academic year 2008-09






# Contents

<b>Sl. No.</b>	<b>Content</b>	<b>Page No.</b>
1.	Philosophy .....	1
2.	Aim and Objective.....	2
3.	Admission Requirements .....	3
4.	Course Duration .....	4
5.	Scheme of Examination.....	7
6.	English.....	10
7.	Anatomy .....	12
8.	Physiology.....	15
9.	Nutrition .....	18
10.	Biochemistry .....	22
11.	Nursing Foundations .....	25
12.	Nursing Foundation - Practical.....	40
13.	Psychology .....	46
14.	Microbiology.....	49
15.	Introduction to Computers.....	52
16.	Sociology.....	54
17.	Pharmacology.....	58
18.	Pathology & Genetics	
	• Section A – Pathology .....	63
	• Section B – Genetics .....	67

19. Medical Surgical Nursing (Adult Including Geriatrics) – I.....	69
20. Medical-Surgical Nursing (Adult Including Geriatrics) – I Practical .....	81
21. Community Health Nursing – I .....	86
22. Community Health Nursing – I Practical .....	91
23. Communication & Educational Technology .....	92
24. Medical surgical Nursing (Adult Including Geriatrics) – II .....	96
25. Medical Surgical Nursing (Adult & Geriatrics) – II Practical .....	106
26. Child Health Nursing .....	111
27. Child Health Nursing – Practical.....	115
28. Mental Health Nursing .....	118
29. Mental Health Nursing – Practical .....	125
30. Midwifery & Obstetrical Nursing .....	127
31. Midwifery & Obstetrical Nursing – Practical .....	135
32. Community Health Nursing – II.....	139
33. Community Health Nursing – II Practical .....	146
34. Nursing Research & Statistics.....	148
35. Management of Nursing Services & Education .....	151



# Philosophy

INC believes that:

Health is a state of well-being that enables a person to lead a psychologically, socially and economically productive life. Health is a right of all the people. Individuals, families and communities have a responsibility towards maintaining their health.

Nursing contributes to the health services in a vital and significant way in the health care delivery system. It recognizes national health goals and is committed to participate in the implementation of National Health policies and programmes. It aims at identifying health needs of the people, planning and providing quality care in collaboration with other health professionals and community groups.

Scope of nursing practice encompasses provision of promotive, preventive, curative and rehabilitative aspects of care to people across their life span in wide variety of health care settings. Practice of nursing is based upon application of basic concepts and principles derived from the physical, biological and behavioural sciences, medicine and nursing.

Nursing is based on values of caring, and aims to help individuals to attain independence in self-care. It necessitates development of compassion and understanding of human behaviour among its practitioners to provide care with respect and dignity and protect the rights of individuals & groups.

Undergraduate nursing program is broad based education within an academic framework specifically directed to the development of critical thinking skills, competencies & standards required for practice of professional nursing and midwifery as envisaged in National Health Policy 2002.

The teachers have the responsibility to be role models and create learning environment that enables students to acquire inquiry driven, self directed learning and foster an attitude of life long learning.

Under graduate nursing education program prepares its graduates to become exemplary citizen by adhering to code of ethics and professional conduct at all times in fulfilling personal, social and professional obligations so as to respond to national aspirations.

# Aim

The aim of the undergraduate nursing program is to:

- Prepare graduates to assume responsibilities as professional, competent nurses and midwives in providing promotive, preventive, curative, and rehabilitative services.
- Prepare nurses who can make independent decisions in nursing situations, protect the rights of and facilitate individuals and groups in pursuit of health, function in the hospital, community nursing services, and conduct research studies in the areas of nursing practice. They are also expected to assume the role of teacher, supervisor, and manager in a clinical/public health setting.

# Objectives

On completion of the four year B.Sc. Nursing program the graduate will be able to:

1. Apply knowledge from physical, biological, and behavioural sciences, medicine including alternative systems and nursing in providing nursing care to individuals, families and communities.
2. Demonstrate understanding of life style and other factors, which affect health of individuals and groups.
3. Provide nursing care based on steps of nursing process in collaboration with the individuals and groups.
4. Demonstrate critical thinking skill in making decisions in all situations in order to provide quality care.
5. Utilize the latest trends and technology in providing health care.
6. Provide promotive, preventive and restorative health services in line with the national health policies and programmes.
7. Practice within the framework of code of ethics and professional conduct, and acceptable standards of practice within the legal boundaries.
8. Communicate effectively with individuals and groups, and members of the health team in order to promote effective interpersonal relationships and teamwork.
9. Demonstrate skills in teaching to individuals and groups in clinical/community health settings.
10. Participate effectively as members of the health team in health care delivery system.
11. Demonstrate leadership and managerial skills in clinical/community health settings.
12. Conduct need based research studies in various settings and utilize the research findings to improve the quality of care.
13. Demonstrate awareness, interest, and contribute towards advancement of self and of the profession.

# Admission Requirements

1. The minimum age for admission shall be 17 years on or before 31<sup>st</sup> Dec. of the year of admission.
2. The minimum educational requirements shall be the passing of:  
Higher Secondary school certificate Examination (12 years course),  
Or  
Senior School certificate Examination (10+2), pre-degree Examination (10+2)  
Or  
An equivalent with 12 years schooling from a recognized board or university with Science (Physics, Chemistry, Biology) and English with minimum of 50% aggregate marks (PCBE).
3. Candidate Shall be Medically Fit.

## Entrance/Selection test

Selection of the candidates should be based on the merit of the entrance examination held by University or competent authority.

## Duration

Duration of the course shall be four years including internship

## Vacation

8 Weeks vacation shall be given in each year.

# Duration

Course Duration	=	4 Years
Weeks available per year	=	52 weeks
Vacation	=	8 weeks
Gazetted holidays	=	3 weeks
Examination (Including preparatory)	=	4 weeks
Available weeks	=	37 weeks
Hours per week	=	40
Practical	=	30 hours per week
Theory	=	10 hours per week
Internship practical	=	48 hours per week
Hours available per academic year	=	1480 (37 weeks x 40hours)


## Course of instruction

### First Year

Subject	Theory (In hrs) (class and lab)	Practical (In hrs) (clinical)	(In hrs)
1. *English	60		
2. Anatomy	60		
3. Physiology	60		
4. Nutrition	60		
5. Biochemistry	30		
6. Nursing Foundations	265+200	450	
7. Psychology	60		
8. Microbiology	60		
9. Introduction to Computers	45		
10. ** Hindi /Regional language	30		
11. Library work /Self Study			50
12. Co-curricular activities			50
<b>Total Hours</b>	<b>930</b>	<b>450</b>	<b>100</b>
<b>Total hours =1480 hrs</b>			

\*\* Optional





### Second Year

Subject	Theory (In hrs) (Class and Lab)	Practical (In hrs) (clinical)	In Hours
1. Sociology	60		
2. Pharmacology	45		
3. Pathology &	30		
4. Genetics	15		
5. Medical-Surgical Nursing (Adult including geriatrics)-I	210	720	
6. Community Health Nursing-I	90	135	
7. Communication and Educational Technology	60+30		
8. Library work /Self Study			50
9. Co-curricular activities			35
<b>Total Hours</b>	<b>540</b>	<b>855</b>	<b>85</b>
<b>Total hours =1480 hrs</b>			

### Third Year

Subject	Theory (In hrs) (Class and Lab)	Practical (In hrs) (clinical)	In Hours
1. Medical-Surgical Nursing (Adult including geriatrics)-II	120	270	
2. Child Health Nursing	90	270	
3. Mental Health Nursing	90	270	
4. Midwifery and Obstetrical nursing	90	180	
5. Library work/Self study			50
6. Co-curricular activities			50
<b>Total Hours</b>	<b>390</b>	<b>990</b>	<b>100</b>
<b>Total hours =1480 hrs</b>			

### Fourth Year

Subject	Theory (In hrs) (Class and Lab)	Practical (In hrs) (clinical)	
1. Midwifery and Obstetrical nursing		180	
2. Community Health Nursing-II	90	135	
3. Nursing Research & Statistics	45	*	
4. Management of Nursing Services and education	60+30		
<b>Total Hours</b>	<b>225</b>	<b>315</b>	
<b>Total hours = 540 Hrs</b>			

- Project work to be carried out during internship

Practical = 30 hours per week

### Intern-Ship (Integrated Practice)

Subject	Theory	Practical (In hrs)	In Weeks
1. Midwifery and Obstetrical nursing		240	5
2. Community Health Nursing-II		195	4
3. Medical Surgical Nursing (Adult and geriatric)		430	9
4. Child Health		145	3
5. Mental Health		95	2
6. Research Project		45	1
	<b>Total Hours</b>	<b>1150</b>	<b>24</b>
<b>Total: 1690 hours</b>			

#### Note:

1. Internship means 8 hours of integrated clinical duties in which 2 weeks of evening and night shift duties are included.
2. Internship should be carried out as 8 hours per day @ 48 hours per week
3. Students during internship will be supervised by nursing teachers.
4. Fourth year final examination to be held only after completing internship.

# Scheme of Examination

## First Year

Subject	Assessment			
	Hours	Internal	External	Total
<b>Theory</b>				
1. Anatomy & Physiology	3	25	75	100
2. Nutrition and Biochemistry	3	25	75	100
3. Nursing Foundations	3	25	75	100
4. Psychology	3	25	75	100
5. Microbiology	3	25	75	100
6. English	3	25	75	100
7. Introduction to Computer		25	75	100
<b>Practical and Viva Voce</b>				
1. Nursing Foundations		100	100	200

## Second Year

Subject	Assessment			
	Hours	Internal	External	Total
<b>Theory</b>				
8. Sociology	3	25	75	100
9. Medical-Surgical Nursing- I	3	25	75	100
10. Pharmacology, pathology, genetics	3	25	75	100
11. Community Health Nursing-I	3	25	75	100
12. Communication and Educational Technology	3	25	75	100
<b>Practical &amp; Viva Voce</b>				
2. Medical- Surgical Nursing- I		100	100	200

## Third year

Subject	Assessment			
	Hours	Internal	External	Total
<b>Theory</b>				
13. Medical-Surgical Nursing-II	3	25	75	100
14. Child Health Nursing	3	25	75	100
15. Mental Health Nursing	3	25	75	100
<b>Practical &amp; Viva Voce</b>				
3. Medical- Surgical Nursing- II		50	50	100
4. Child Health Nursing		50	50	100
5. Mental Health Nursing		50	50	100

## Fourth year

Subject	Assessment			
	Hours	Internal	External	Total
<b>Theory</b>				
16. Midwifery and Obstetrical nursing	3	25	75	100
17. Community Health Nursing-II	3	25	75	100
18. Nursing Research & Statistics	3	25	75	100
19. Management of Nursing Services and education	3	25	75	100
<b>Practical &amp; Viva Voce</b>				
6. Midwifery and Obstetrical nursing	3	50	50	100
7. Community Health Nursing	3	50	50	100

### Note:

1. Anatomy and Physiology-Question paper will consist of Section A Anatomy of 37 marks and B Physiology should be of 38 marks
2. Nutrition and Biochemistry and -Question paper will consist of Section A Nutrition of 45 marks and Section B of Biochemistry of 30 marks
3. Pharmacology, genetics, pathology: Section A of Pharmacology with 38 marks, Section B of Pathology of 25 and Genetics with 12 marks.
4. Nursing Research & Statistics- Nursing Research should be of 50 marks and Statistics of 25 marks
5. Minimum pass marks shall be 40% for English only
6. Theory and Practical exams for Introduction to computer to be conducted as College exam and marks to be sent to the University for inclusion in the marks sheet.
7. Minimum pass marks shall be 50 % in each of the Theory and practical papers separately.
8. A candidate must have minimum of 80% attendance (irrespective of the kind of absence) in theory and practical in each subject for appearing for examination.
9. A candidate must have 100% attendance in each of the practical areas, before award of degree
10. A candidate has to pass in theory and practical exam separately in each of the paper.
11. If a candidate fails in either theory or practical paper he/she has to re-appear for both the papers (Theory and practical).
12. Maximum number of attempts permitted for each paper is 3 including first attempt
13. A candidate failing in more than two subjects will not be promoted to the next-year.

14. Candidate shall not be admitted to the subsequent higher examination unless the candidate has passed the previous examination.
15. The maximum period to complete the course successfully should not exceed 8 years
16. Maximum number of candidates for practical examination should not exceed 20 per day.
17. All practical examinations must be held in the respective clinical areas.
18. One internal and One external examiners should jointly conduct practical examination for each student
19. An examiner should be a lecturer or above in a college of nursing with M.Sc (N) in concerned subject and minimum of 3 years of teaching experience. To be an examiner for nursing foundations course faculty having M.Sc (N) with any specialty shall be considered.


# English

Placement – First Year

Time: Theory - 60 hours

**Course Description:** The Course is designed to enable students to enhance ability to comprehend spoken and written English (and use English) required for effective communication in their professional work. Students will practice their skills in verbal and written English during clinical and classroom experiences.

Unit	Time (Hrs)	Learning Objectives	Content	Teaching Learning Activities	Assessment methods
I	10	<ul style="list-style-type: none"> <li>• Speak and write grammatically correct English</li> </ul>	<ul style="list-style-type: none"> <li>• Review of Grammar</li> <li>• Remedial study of Grammar</li> <li>• Building Vocabulary</li> <li>• Phonetics</li> <li>• Public Speaking</li> </ul>	<ul style="list-style-type: none"> <li>• Demonstrate use of dictionary</li> <li>• Class-room conversation</li> <li>• Exercise on use of Grammar</li> <li>• Practice in public speaking</li> </ul>	<ul style="list-style-type: none"> <li>• Objective Type</li> <li>• Fill in the blanks</li> <li>• Para phrasing</li> </ul>
II	30	<ul style="list-style-type: none"> <li>• Develop ability to read, understand and express meaningfully, the prescribed text</li> </ul>	<ul style="list-style-type: none"> <li>• Read and comprehend prescribed course books</li> </ul>	<ul style="list-style-type: none"> <li>• Exercise on:               <ul style="list-style-type: none"> <li><input type="checkbox"/> Reading</li> <li><input type="checkbox"/> Summarizing</li> <li><input type="checkbox"/> Comprehension</li> </ul> </li> </ul>	<ul style="list-style-type: none"> <li>• Short Answers</li> <li>• Essay Types</li> </ul>
III	10	<ul style="list-style-type: none"> <li>• Develop writing skills</li> </ul>	<ul style="list-style-type: none"> <li>• Various forms of composition               <ul style="list-style-type: none"> <li><input type="checkbox"/> Letter writing</li> <li><input type="checkbox"/> Note taking</li> <li><input type="checkbox"/> Precis writing</li> <li><input type="checkbox"/> Nurses notes</li> <li><input type="checkbox"/> Anecdotal records</li> <li><input type="checkbox"/> Diary writing</li> <li><input type="checkbox"/> Reports on health problems etc.</li> <li><input type="checkbox"/> Resume/CV</li> </ul> </li> </ul>	<ul style="list-style-type: none"> <li>• Exercises on writing               <ul style="list-style-type: none"> <li><input type="checkbox"/> Letter writing</li> <li><input type="checkbox"/> Nurses Notes</li> <li><input type="checkbox"/> Precis</li> <li><input type="checkbox"/> Diary</li> <li><input type="checkbox"/> Anecdote</li> <li><input type="checkbox"/> Health problems</li> <li><input type="checkbox"/> Story writing</li> <li><input type="checkbox"/> Resume/CV</li> </ul> </li> <li>• Essay writing               <ul style="list-style-type: none"> <li><input type="checkbox"/> Discussion on written reports/ documents</li> </ul> </li> </ul>	<ul style="list-style-type: none"> <li>• Assessment of the skills based on the check list</li> </ul>
IV	6	<ul style="list-style-type: none"> <li>• Develop skill in spoken English</li> </ul>	<ul style="list-style-type: none"> <li>• <b>Spoken English</b> <ul style="list-style-type: none"> <li><input type="checkbox"/> Oral report</li> <li><input type="checkbox"/> Discussion</li> <li><input type="checkbox"/> Debate</li> <li><input type="checkbox"/> Telephonic conversation</li> </ul> </li> </ul>	<ul style="list-style-type: none"> <li>• Exercise on:               <ul style="list-style-type: none"> <li><input type="checkbox"/> Debating</li> <li><input type="checkbox"/> Participating in Seminar, panel, symposium</li> <li><input type="checkbox"/> Telephonic conversation</li> </ul> </li> </ul>	<ul style="list-style-type: none"> <li>• Assessment of the skills based on the check list</li> </ul>



Unit	Time (Hrs)	Learning Objectives	Content	Teaching Learning Activities	Assessment methods
V	4	<ul style="list-style-type: none"><li>• Develop skill in listening comprehension</li></ul>	<ul style="list-style-type: none"><li>• <b>Listening Comprehension</b><ul style="list-style-type: none"><li>□ Media, audio, video, speeches etc.</li></ul></li></ul>	<ul style="list-style-type: none"><li>• Exercise on:<ul style="list-style-type: none"><li>□ Listening to audio, video tapes and identify the key points</li></ul></li></ul>	<ul style="list-style-type: none"><li>• Assessment of the skills based on the check list</li></ul>

# Anatomy

Placement– First Year

Time: Theory - 60 hours

**Course Description:** The Course is designed to enable students to acquire knowledge of the normal structure of various human body systems and understand the alterations in anatomical structures in disease and practice of nursing.

Unit	Time (Hrs)	Learning Objectives	Content	Teaching Learning Activities	Assessment methods
I	5	<ul style="list-style-type: none"> <li>Describe the anatomical terms, organization of human body and structure of cell, tissues, membranes and glands</li> </ul>	<p><b>Introduction to Anatomical terms organization of the human body</b></p> <ul style="list-style-type: none"> <li>Human Cell structure</li> <li>Tissues – Definition, Types, characteristics, classification, location, functions and formation</li> <li>Membranes and glands – classification and structure</li> </ul> <p>Alterations in disease</p> <p>Applications and implications in nursing</p>	<ul style="list-style-type: none"> <li>Lecture discussion</li> <li>Explain using charts, microscopic slides, Skeleton &amp; torso</li> <li>Demonstrate cells, types of tissues membranes and glands</li> <li>Record book</li> </ul>	<ul style="list-style-type: none"> <li>Short answer questions</li> <li>Objective type</li> </ul>
II	6	<ul style="list-style-type: none"> <li>Describe the structure &amp; - function of bones and joints</li> </ul>	<p><b>The Skeletal System</b></p> <ul style="list-style-type: none"> <li>Bones- types, structure, Axial &amp; Appendicular Skeleton,</li> <li>Bone formation and growth</li> <li>Description of bones</li> <li>Joints –classification and structure</li> </ul> <p>Alterations in disease</p> <p>Applications and implications in nursing</p>	<ul style="list-style-type: none"> <li>Lecture discussion</li> <li>Explain using charts, skeleton, loose bones, and joints</li> <li>Record book</li> </ul>	<ul style="list-style-type: none"> <li>Short answer questions</li> <li>Objective type</li> </ul>
III	7	<ul style="list-style-type: none"> <li>Describe the structure and function of muscles</li> </ul>	<p><b>The Muscular System</b></p> <ul style="list-style-type: none"> <li>Types and structure of muscles</li> <li>Muscle groups</li> </ul> <p>Alterations in disease</p> <p>Applications and implications in nursing</p>	<ul style="list-style-type: none"> <li>Lecture discussion</li> <li>Explain using chart, models and films</li> <li>Demonstrate muscular movements</li> <li>Record book</li> </ul>	<ul style="list-style-type: none"> <li>Short answer questions</li> <li>Objective type</li> </ul>



Unit	Time (Hrs)	Learning Objectives	Content	Teaching Learning Activities	Assessment methods
IV	6	<ul style="list-style-type: none"> <li>Describe the structure &amp; function of nervous system</li> </ul>	<p><b>The Nervous System</b></p> <ul style="list-style-type: none"> <li>Structure of neurologia &amp; neurons</li> <li>Somatic Nervous system               <ul style="list-style-type: none"> <li>Structure of brain, spinal chord, cranial nerves, spinal nerves, peripheral nerves</li> </ul> </li> <li>Autonomic Nervous System – sympathetic, parasympathetic               <ul style="list-style-type: none"> <li>Structure, location</li> </ul> </li> </ul> <p>Alterations in disease</p> <p>Applications and implications in nursing</p>	<ul style="list-style-type: none"> <li>Lecture discussion</li> <li>Explain using models, charts, slides, specimens</li> <li>Record book</li> </ul>	<ul style="list-style-type: none"> <li>Short answer questions</li> <li>Objective type</li> </ul>
V	6	<ul style="list-style-type: none"> <li>Explain the structure &amp; functions of sensory organs</li> </ul>	<p><b>The Sensory Organs</b></p> <ul style="list-style-type: none"> <li>Structure of skin, eye, ear, nose, tongue, (Auditory and olfactory apparatus)</li> </ul> <p>Alterations in disease</p> <p>Applications and implications in nursing</p>	<ul style="list-style-type: none"> <li>Lecture discussion</li> <li>Explain using models, charts, slides, specimens</li> <li>Record book</li> </ul>	<ul style="list-style-type: none"> <li>Short answer questions</li> <li>Objective type</li> </ul>
VI	7	<ul style="list-style-type: none"> <li>Describe the structure &amp; function of circulatory and lymphatic system</li> </ul>	<p><b>Circulatory and lymphatic system</b></p> <ul style="list-style-type: none"> <li>The Circulatory System               <ul style="list-style-type: none"> <li>Blood – Microscopic structure</li> <li>Structure of Heart</li> <li>Structure of blood vessels – Arterial &amp; Venous System,</li> <li>Circulation: systemic, pulmonary, coronary</li> </ul> </li> <li>Lymphatic system               <ul style="list-style-type: none"> <li>Lymphatic vessels and lymph</li> <li>Lymphatic tissues                   <ul style="list-style-type: none"> <li>Thymus gland</li> <li>Lymph nodes</li> <li>Spleen</li> <li>Lymphatic nodules</li> </ul> </li> </ul> </li> </ul> <p>Alterations in disease</p> <p>Applications and implications in nursing</p>	<ul style="list-style-type: none"> <li>Lecture discussion</li> <li>Explain using models, charts, slides, specimens</li> <li>Record book</li> </ul>	<ul style="list-style-type: none"> <li>Short answer questions</li> <li>Objective type</li> </ul>

Unit	Time (Hrs)	Learning Objectives	Content	Teaching Learning Activities	Assessment methods
VII	5	<ul style="list-style-type: none"> <li>Describe the structure &amp; functions of respiratory system</li> </ul>	<b>The Respiratory System</b> <ul style="list-style-type: none"> <li>Structure of the organs of respiration</li> <li>Muscles of respiration: Intercostals and Diaphragm</li> </ul> Alterations in disease Applications and implications in nursing	<ul style="list-style-type: none"> <li>Lecture discussion</li> <li>Explain using models, torso, charts, slides, specimens</li> <li>Record book</li> </ul>	<ul style="list-style-type: none"> <li>Short answer questions</li> <li>Objective type</li> </ul>
VIII	6	<ul style="list-style-type: none"> <li>Describe the structure &amp; functions of digestive system</li> </ul>	<b>The Digestive System</b> <ul style="list-style-type: none"> <li>Structure of Alimentary tract and accessory organs of digestion</li> </ul> Alterations in disease Applications and implications in nursing	<ul style="list-style-type: none"> <li>Lecture discussion</li> <li>Explain using models, torso, charts, slides, specimens</li> <li>Record book</li> </ul>	<ul style="list-style-type: none"> <li>Short answer questions</li> <li>Objective type</li> </ul>
IX	4	<ul style="list-style-type: none"> <li>Describe the structure &amp; functions of excretory system</li> </ul>	<b>The Excretory System (Urinary)</b> <ul style="list-style-type: none"> <li>Structure of organs of urinary</li> <li>System: Kidney, ureters, urinary bladder, urethra, structure of skin</li> </ul> Alterations in disease Applications and implications in nursing.	<ul style="list-style-type: none"> <li>Lecture discussion</li> <li>Explain using models, torso, charts, slides, specimens</li> <li>Record book</li> </ul>	<ul style="list-style-type: none"> <li>Short answer questions</li> <li>Objective type</li> </ul>
X	4	<ul style="list-style-type: none"> <li>Describe the structure &amp; functions of endocrine system</li> </ul>	<b>The Endocrine System</b> <ul style="list-style-type: none"> <li>Structure of Pituitary, Pancreas, thyroid, Parathyroid, thymus and adrenal glands</li> </ul> Alterations in disease Applications and implications in nursing	<ul style="list-style-type: none"> <li>Lecture discussion</li> <li>Explain using models, Torso, charts, slides, specimens</li> <li>Record book</li> </ul>	<ul style="list-style-type: none"> <li>Short answer questions</li> <li>Objective type</li> </ul>
XI	4	<ul style="list-style-type: none"> <li>Describe the structure and functions of reproductive system</li> </ul>	<b>The Reproductive system including breast</b> <ul style="list-style-type: none"> <li>Structure of female reproductive organs</li> <li>Structure of male reproductive organs.</li> <li>Structure of breast</li> </ul> Alterations in disease Applications and implications in nursing	<ul style="list-style-type: none"> <li>Lecture discussion</li> <li>Explain using models, Torso, charts, slides, specimens</li> <li>Record book</li> </ul>	<ul style="list-style-type: none"> <li>Short answer questions</li> <li>Objective type</li> </ul>

# Physiology

Placement – First Year

Time: Theory - 60 Hours

**Course Description:** The Course is designed to assist the students to acquire knowledge of the normal physiology of various human body systems and understand the alterations in physiology in diseases and practice of nursing.

Unit	Time (Hrs)	Learning Objectives	Content	Teaching Learning Activities	Assessment methods
I	4	<ul style="list-style-type: none"> <li>Describe the physiology of cell, tissues, membranes and glands</li> </ul>	<b>Cell Physiology</b> <ul style="list-style-type: none"> <li>Tissue-formation, repair</li> <li>Membranes &amp; glands – functions</li> </ul> Alterations in disease Applications and implications in nursing	<ul style="list-style-type: none"> <li>Lecture discussion</li> </ul>	<ul style="list-style-type: none"> <li>Short answer questions</li> <li>Objective type</li> </ul>
II	4	<ul style="list-style-type: none"> <li>Describe the bone formation and growth and movements of skeleton system</li> </ul>	<b>Skeletal System</b> <ul style="list-style-type: none"> <li>Bone formation &amp; growth</li> <li>Bones – Functions and movements of bones of axial and appendicular skeleton, bone healing</li> <li>Joints and joint movement</li> </ul> Alterations in disease Applications and implications in nursing	<ul style="list-style-type: none"> <li>Lecture discussion</li> <li>Explain using Charts, models and films</li> <li>Demonstration of joint movements</li> </ul>	<ul style="list-style-type: none"> <li>Short answer questions</li> <li>Objective type</li> </ul>
III	4	<ul style="list-style-type: none"> <li>Describe the muscle movements and tone and demonstrate muscle contraction and tone</li> </ul>	<b>Muscular System</b> <ul style="list-style-type: none"> <li>Muscle movements, Muscle tone, Physiology of muscle contraction, levels and maintenance of posture</li> </ul> Alterations in disease Applications and implications in nursing	<ul style="list-style-type: none"> <li>Lecture discussion</li> <li>Explain using Charts, models slides, specimen and films</li> <li>Demonstration of muscle movements, tone and contraction</li> </ul>	<ul style="list-style-type: none"> <li>Short answer questions</li> <li>Objective type</li> </ul>
IV	7	<ul style="list-style-type: none"> <li>Describe the physiology of nerve stimulus, reflexes, brain, cranial and spinal nerves</li> <li>Demonstrate reflex action and stimulus</li> </ul>	<b>Nervous System</b> <ul style="list-style-type: none"> <li>Functions of Neurologia &amp; neurons</li> <li>Stimulus &amp; nerve-impulse-definitions and mechanism</li> <li>Functions of brain, spinal cord, cranial and spinal nerves</li> <li>Cerebrospinal fluid-Composition, circulation and function</li> <li>Reflex arc, Reflex action and reflexes</li> </ul>	<ul style="list-style-type: none"> <li>Lecture discussion</li> <li>Explain using, Charts, models and films</li> <li>Demonstrate nerve stimulus, reflex action, reflexes</li> </ul>	<ul style="list-style-type: none"> <li>Short answer questions</li> <li>Objective type</li> </ul>

Unit	Time (Hrs)	Learning Objectives	Content	Teaching Learning Activities	Assessment methods
			<ul style="list-style-type: none"> <li>Autonomic functions—               <ul style="list-style-type: none"> <li>Pain: somatic, visceral, and referred</li> <li>Autonomic learning and biofeedback</li> </ul> </li> </ul> <p>Alternations in disease Applications and implications in nursing</p>		
V	8	<ul style="list-style-type: none"> <li>Describe the physiology of blood and functions of Heart</li> <li>Demonstrate blood cell count, coagulation, grouping, Hb: BP and Pulse monitoring</li> </ul>	<p><b>Circulatory System</b></p> <ul style="list-style-type: none"> <li>Blood formation, composition, blood groups, blood coagulation</li> <li>Hemoglobin: Structure, Synthesis and breakdown, Variation of molecules, estimation</li> <li>Functions of Heart, Conduction, Cardiac cycle, circulation— Principles, Control, factors influencing BP and Pulse.</li> </ul> <p>Alternations in disease Applications and implications in nursing</p>	<ul style="list-style-type: none"> <li>Lecture discussion</li> <li>Explain using Charts, films</li> <li>Demonstration of Blood cell count, coagulation, grouping, Haemoglobin estimation, Heart conduction system.</li> <li>Measurement of pulse, BP</li> </ul>	<ul style="list-style-type: none"> <li>Short answer questions</li> <li>Objective type</li> </ul>
VI	6	<ul style="list-style-type: none"> <li>Describe the physiology and mechanisms of respiration</li> <li>Demonstrates spirometry</li> </ul>	<p><b>The Respiratory System</b></p> <ul style="list-style-type: none"> <li>Functions of respiratory organs</li> <li>Physiology of respiration</li> <li>Pulmonary ventilation, Volume</li> <li>Mechanics of respiration</li> <li>Gaseous exchange in lungs</li> <li>Carriage of oxygen &amp; carbon-dioxide</li> <li>Exchange of gases in tissues</li> <li>Regulation of respiration</li> </ul> <p>Alterations in disease Applications and implications in nursing</p>	<ul style="list-style-type: none"> <li>Lecture discussion</li> <li>Explain using Charts, films</li> <li>Demonstration of spirometry</li> </ul>	<ul style="list-style-type: none"> <li>Short answer questions</li> <li>Objective type</li> </ul>
VII	6	<ul style="list-style-type: none"> <li>Describes the physiology of digestive system</li> <li>Demonstrates BMR</li> </ul>	<p><b>The Digestive System</b></p> <ul style="list-style-type: none"> <li>Functions of organs of digestive tract. Movements of alimentary tract, Digestion in mouth, stomach, small intestines, Large intestines, Absorption of food. Functions of liver, gall bladder and pancreas</li> <li>Metabolism of carbohydrates, protein and fat</li> </ul>	<ul style="list-style-type: none"> <li>Lecture discussion</li> <li>Explain using Charts, Films</li> </ul>	<ul style="list-style-type: none"> <li>Short answer questions</li> <li>Objective type</li> </ul>
VIII	5	<ul style="list-style-type: none"> <li>Describe the physiology of excretory</li> </ul>	<p><b>The Excretory System</b></p> <ul style="list-style-type: none"> <li>Functions of kidneys, ureters, urinary bladder &amp; urethra</li> </ul>	<ul style="list-style-type: none"> <li>Lecture discussion</li> <li>Explain using Charts, films</li> </ul>	<ul style="list-style-type: none"> <li>Short answer questions</li> </ul>

Unit	Time (Hrs)	Learning Objectives	Content	Teaching Learning Activities	Assessment methods
		• system	<ul style="list-style-type: none"> <li>• Composition of urine</li> <li>• Mechanism of urine formation</li> <li>• Functions of skin</li> <li>• Regulation of body temperature</li> <li>• Fluid and electrolyte balance.</li> </ul> Alterations in disease Applications and implications in nursing		• Objective type
IX	4	• Describe the physiology of sensory organs	<b>The Sensory Organs</b> <ul style="list-style-type: none"> <li>• Functions of skin, eye, ear, nose, tongue,</li> </ul> Alterations in disease Applications and implications in nursing	<ul style="list-style-type: none"> <li>• Lecture discussion</li> <li>• Explain using Charts, films</li> </ul>	<ul style="list-style-type: none"> <li>• Short answer questions</li> <li>• Objective type</li> </ul>
X	5	• Describe the physiology of endocrine glands	<b>The Endocrine System</b> <ul style="list-style-type: none"> <li>• Functions of Pituitary, pineal body, thymus, Thyroid, parathyroid, pancreas, Suprarenal, Placenta and ovaries &amp; Testes</li> </ul> Alterations in disease Applications and implications in nursing	<ul style="list-style-type: none"> <li>• Lecture discussion</li> <li>• Explain using Charts, films</li> <li>• Demonstration of BMR</li> </ul>	<ul style="list-style-type: none"> <li>• Short answer questions</li> <li>• Objective type</li> </ul>
XI	5	• Describe the physiology of male and female reproductive system	<b>The Reproductive System</b> <ul style="list-style-type: none"> <li>• Reproduction of cells – DNA, Mitosis, Meiosis, spermatogenesis, oogenesis.</li> <li>• Functions of female reproductive organs; Functions of breast, Female sexual cycle.</li> <li>• Introduction to embryology.</li> <li>• Functions of male reproductive organs, Male function in reproduction, Male fertility system,</li> </ul> Alterations in disease Applications and implications in nursing	<ul style="list-style-type: none"> <li>• Lecture discussion</li> <li>• Explain using Charts, films, models, specimens</li> </ul>	<ul style="list-style-type: none"> <li>• Short answer questions</li> <li>• Objective type</li> </ul>
XII	2	• Describe the physiology of Lymphatic and Immunological System	<b>Lymphatic and Immunological System</b> <ul style="list-style-type: none"> <li>• Circulation of lymph</li> <li>• Immunity               <ul style="list-style-type: none"> <li>□ Formation of T-cells and B cells</li> <li>□ Types of Immune response</li> <li>□ Antigens</li> <li>□ Cytokines</li> <li>□ Antibodies</li> </ul> </li> </ul>	<ul style="list-style-type: none"> <li>• Lecture discussion</li> <li>• Explain using Charts, films</li> </ul>	<ul style="list-style-type: none"> <li>• Short answer questions</li> <li>• Objective type</li> </ul>

# Nutrition

Placement: First Year

Time: Theory 60 hours


**Course Description:** The Course is designed to assist the students to acquire knowledge of nutrition for maintenance of optimum health at different stages of life and its application for practice of nursing.

Unit	Time (Hrs)		Learning Objectives	Content	Teaching Learning Activities	Evaluation
	Th.	Pr.				
I	4		<ul style="list-style-type: none"> <li>Describe the relationship between nutrition &amp; Health.</li> </ul>	<p><b>Introduction</b></p> <ul style="list-style-type: none"> <li>Nutrition:                             <ul style="list-style-type: none"> <li>History</li> <li>Concepts</li> </ul> </li> <li>Role of nutrition in maintaining health</li> <li>Nutritional problems in India</li> <li>National nutritional policy</li> <li>Factors affecting food and nutrition: socio-economic, cultural, tradition, production, system of distribution, life style and food habits etc</li> <li>Role of food and its medicinal value</li> <li>Classification of foods</li> <li>Food standards</li> <li>Elements of nutrition: macro and micro</li> <li>Calorie, BMR</li> </ul>	<ul style="list-style-type: none"> <li>Lecture</li> <li>Discussion</li> <li>Explaining using charts</li> <li>Panel discussion</li> </ul>	<ul style="list-style-type: none"> <li>Short answers</li> <li>Objective type</li> </ul>
II	2		<ul style="list-style-type: none"> <li>Describe the classification, functions, sources and recommended daily allowances (RDA) of carbohydrates</li> </ul>	<p><b>Carbohydrates</b></p> <ul style="list-style-type: none"> <li>Classification</li> <li>Caloric value</li> <li>Recommended daily allowances</li> <li>Dietary sources.</li> <li>Functions</li> <li>Digestion, absorption and storage, metabolism of carbohydrates</li> <li>Malnutrition: Deficiencies and Over consumption</li> </ul>	<ul style="list-style-type: none"> <li>Lecture</li> <li>Discussion</li> <li>Explaining using charts</li> </ul>	<ul style="list-style-type: none"> <li>Short answers</li> <li>Objective type</li> </ul>

Unit	Time (Hrs)		Learning Objectives	Content	Teaching Learning Activities	Evaluation
	Th.	Pr.				
III	2		<ul style="list-style-type: none"> <li>Describe the classification, functions, sources and recommended daily allowances (RDA) of Fats</li> </ul>	<b>Fats</b> <ul style="list-style-type: none"> <li>Classification</li> <li>Caloric value</li> <li>Recommended daily allowances</li> <li>Dietary sources.</li> <li>Functions.</li> <li>Digestion, absorption and storage, metabolism</li> <li>Malnutrition: Deficiencies and Over consumption</li> </ul>	<ul style="list-style-type: none"> <li>Lecture Discussion</li> <li>Explaining using charts</li> </ul>	<ul style="list-style-type: none"> <li>Short answers</li> <li>Objective type</li> </ul>
IV	2		<ul style="list-style-type: none"> <li>Describe the classification, functions, sources and recommended daily allowances (RDA) of Proteins</li> </ul>	<b>Proteins</b> <ul style="list-style-type: none"> <li>Classification</li> <li>Caloric value</li> <li>Recommended daily allowances</li> <li>Dietary sources.</li> <li>Functions.</li> <li>Digestion, absorption, metabolism and storage</li> <li>Malnutrition: Deficiencies and Over consumption</li> </ul>	<ul style="list-style-type: none"> <li>Lecture Discussion</li> <li>Explaining using charts</li> </ul>	<ul style="list-style-type: none"> <li>Short answers</li> <li>Objective type</li> </ul>
V	3		<ul style="list-style-type: none"> <li>Describe the daily calorie requirement for different categories of people</li> </ul>	<b>Energy</b> <ul style="list-style-type: none"> <li>Unit of Energy – Kcal</li> <li>Energy requirements of different categories of people.</li> <li>Measurements of energy.</li> <li>Body Mass Index (BMI) and basic metabolism</li> <li>Basal Metabolic Rate (BMR) – determination and factors affecting</li> </ul>	<ul style="list-style-type: none"> <li>Lecture Discussion</li> <li>Explaining using charts</li> <li>Exercise</li> <li>Demonstration</li> </ul>	<ul style="list-style-type: none"> <li>Short answers</li> <li>Objective type</li> </ul>
VI	4		<ul style="list-style-type: none"> <li>Describe the classification, functions, sources and recommended daily allowances (RDA) of Vitamins</li> </ul>	<b>Vitamins</b> <ul style="list-style-type: none"> <li>Classification</li> <li>Recommended daily allowances</li> <li>Dietary sources.</li> <li>Functions.</li> <li>Absorption, synthesis, metabolism storage and excretion</li> <li>Deficiencies</li> <li>Hypervitaminosis</li> </ul>	<ul style="list-style-type: none"> <li>Lecture Discussion</li> <li>Explaining using charts</li> </ul>	<ul style="list-style-type: none"> <li>Short answers</li> <li>Objective type</li> </ul>

Unit	Time (Hrs)		Learning Objectives	Content	Teaching Learning Activities	Evaluation
	Th.	Pr.				
VII	4		<ul style="list-style-type: none"> <li>Describe the classification, functions, sources and recommended daily allowances (RDA) of Minerals</li> </ul>	<b>Minerals</b> <ul style="list-style-type: none"> <li>Classification</li> <li>Recommended daily allowances</li> <li>Dietary sources.</li> <li>Functions.</li> <li>Absorption, synthesis, metabolism storage and excretion</li> <li>Deficiencies</li> <li>Over consumption and toxicity</li> </ul>	<ul style="list-style-type: none"> <li>Lecture</li> <li>Discussion</li> <li>Explaining using charts</li> </ul>	<ul style="list-style-type: none"> <li>Short answers</li> <li>Objective type</li> </ul>
VIII	3		<ul style="list-style-type: none"> <li>Describe the sources, functions and requirements of Water &amp; electrolytes</li> </ul>	<b>Water &amp; electrolytes</b> <ul style="list-style-type: none"> <li>Water: Daily requirement, regulation of water metabolism, distribution of body water,</li> <li>Electrolytes: Types, sources, composition of body fluids</li> <li>Maintenance of fluid &amp; electrolyte balance</li> <li>Over hydration, dehydration and water intoxication</li> <li>Electrolyte imbalances</li> </ul>	<ul style="list-style-type: none"> <li>Lecture</li> <li>Discussion</li> <li>Explaining using charts</li> </ul>	<ul style="list-style-type: none"> <li>Short answers</li> <li>Objective type</li> </ul>
IX	5	15	<ul style="list-style-type: none"> <li>Describe the Cookery rules and preservation of nutrients</li> <li>Prepare and serve simple beverages and different types of foods</li> </ul>	<b>Cookery rules and preservation of nutrients</b> <ul style="list-style-type: none"> <li>Principles, methods of cooking and serving <ul style="list-style-type: none"> <li>□ Preservation of nutrients</li> </ul> </li> <li>Safe Food handling-toxicity</li> <li>Storage of food</li> <li>Food preservation, food additives and its principles</li> <li>Prevention of food adulteration Act (PFA)</li> <li>Food standards</li> <li>Preparation of simple beverages and different types of food</li> </ul>	<ul style="list-style-type: none"> <li>Lecture</li> <li>Discussion</li> <li>Demonstration</li> <li>Practice session</li> </ul>	<ul style="list-style-type: none"> <li>Short answers</li> <li>Objective type</li> <li>Assessment of practice sessions</li> </ul>
X	7	5	<ul style="list-style-type: none"> <li>Describe and plan balanced diet for</li> </ul>	<b>Balanced diet</b> <ul style="list-style-type: none"> <li>Elements</li> <li>Food groups</li> <li>Recommended Daily</li> </ul>	<ul style="list-style-type: none"> <li>Lecture</li> <li>Discussion</li> <li>Explaining using charts</li> </ul>	<ul style="list-style-type: none"> <li>Short answers</li> <li>Objective type</li> </ul>





Unit	Time (Hrs)		Learning Objectives	Content	Teaching Learning Activities	Evaluation
	Th.	Pr.				
			different categories of people	Allowance <ul style="list-style-type: none"> <li>• Nutritive value of foods</li> <li>• Calculation of balanced diet for different categories of people</li> <li>• Planning menu</li> <li>• Budgeting of food</li> <li>• Introduction to therapeutic diets: Naturopathy –Diet</li> </ul>	<ul style="list-style-type: none"> <li>• Practice session</li> <li>• Meal planning</li> </ul>	<ul style="list-style-type: none"> <li>• Exercise on menu planning</li> </ul>
XI	4		<ul style="list-style-type: none"> <li>• Describe various national programmes related to nutrition</li> <li>• Describe the role of nurse in assessment of nutritional status and nutrition education</li> </ul>	<b>Role of nurse in nutritional programmes</b> <ul style="list-style-type: none"> <li>• National programmes related to nutrition               <ul style="list-style-type: none"> <li>□ Vitamin A deficiency programme</li> <li>□ National iodine deficiency disorders (IDD) programme</li> <li>□ Mid-day meal programme</li> <li>□ Integrated child development scheme (ICDS)</li> </ul> </li> <li>• National and International agencies working towards food/nutrition               <ul style="list-style-type: none"> <li>□ NIPCCD, CARE, FAO, NIN, CFTRI(Central food technology and research institute) etc</li> </ul> </li> <li>• Assessment of nutritional status</li> <li>• Nutrition education and role of nurse</li> </ul>	<ul style="list-style-type: none"> <li>• Lecture</li> <li>• Discussion</li> <li>• Explaining with</li> <li>• Slide /Film shows</li> <li>• Demonstration of Assessment of nutritional status</li> </ul>	<ul style="list-style-type: none"> <li>• Short answers</li> <li>• Objective type</li> </ul>

# Biochemistry

Placement- First Year

Time: Theory - 30 Hours

**Course Descriptions:** The Course is designed to assist the students to acquire knowledge of the normal biochemical composition and functioning of human body and understand the alterations in biochemistry in diseases for practice of nursing.

Unit	Time (Hrs)	Objective	Content	Teaching Learning Activities	Assessment methods
I	3	<ul style="list-style-type: none"> <li>Describe the structure Composition and functions of cell</li> <li>Differentiate between Prokaryote and Eukaryote cell</li> <li>Identify techniques of Microscopy</li> </ul>	<b>Introduction</b> <ul style="list-style-type: none"> <li>Definition and significance in nursing</li> <li>Review of structure, Composition and functions of cell</li> <li>Prokaryote and Eukaryote cell organization</li> <li>Microscopy</li> </ul>	<ul style="list-style-type: none"> <li>Lecture discussion using charts, slides</li> <li>Demonstrate use of microscope</li> </ul>	<ul style="list-style-type: none"> <li>Short answer questions</li> <li>Objective type</li> </ul>
II	6	<ul style="list-style-type: none"> <li>Describe the Structure and functions of Cell membrane</li> </ul>	<b>Structure and functions of Cell membrane</b> <ul style="list-style-type: none"> <li>Fluid mosaic model tight junction, Cytoskeleton</li> <li>Transport mechanism: diffusion, osmosis, filtration, active channel, sodium pump</li> <li>Acid base balance-maintenance &amp; diagnostic tests                             <ul style="list-style-type: none"> <li>□ PH buffers</li> </ul> </li> </ul>	<ul style="list-style-type: none"> <li>Lecture discussion</li> </ul>	<ul style="list-style-type: none"> <li>Short answer questions</li> <li>Objective type</li> </ul>
III	6	<ul style="list-style-type: none"> <li>Explain the metabolism of carbohydrates</li> </ul>	<b>Composition and metabolism of Carbohydrates</b> <ul style="list-style-type: none"> <li>Types, structure, composition and uses                             <ul style="list-style-type: none"> <li>□ Monosaccharides, Disaccharides, Polysaccharides, Oligosaccharides</li> </ul> </li> </ul>	<ul style="list-style-type: none"> <li>Lecture discussion</li> <li>Demonstration of blood glucose monitoring</li> </ul>	<ul style="list-style-type: none"> <li>Short answer questions</li> <li>Objective type</li> </ul>

Unit	Time (Hrs)	Objective	Content	Teaching Learning Activities	Assessment methods
			<ul style="list-style-type: none"> <li>• Metabolism               <ul style="list-style-type: none"> <li>□ Pathways of glucose:                   <ul style="list-style-type: none"> <li>- Glycolysis</li> <li>- Gluconeogenesis: Cori's cycle, Tricarboxylic acid (TCA) cycle</li> <li>- Glycogenolysis</li> <li>- Pentose phosphate pathways (Hexose mono phosphate)</li> </ul> </li> <li>□ Regulation of blood glucose level</li> </ul> </li> <li>Investigations and their interpretations</li> </ul>		
IV	4	<ul style="list-style-type: none"> <li>• Explain the metabolism of Lipids</li> </ul>	<p><b>Composition and metabolism of Lipids</b></p> <ul style="list-style-type: none"> <li>• Types, structure, composition and uses of fatty acids               <ul style="list-style-type: none"> <li>□ Nomenclature, Roles and Prostaglandins</li> </ul> </li> <li>• Metabolism of fatty acid               <ul style="list-style-type: none"> <li>□ Breakdown</li> <li>□ Synthesis</li> </ul> </li> <li>• Metabolism of triacylglycerols</li> <li>• Cholesterol metabolism               <ul style="list-style-type: none"> <li>□ Biosynthesis and its Regulation                   <ul style="list-style-type: none"> <li>- Bile salts and bilirubin</li> <li>- Vitamin D</li> <li>- Steroid hormones</li> </ul> </li> </ul> </li> <li>• Lipoproteins and their functions:               <ul style="list-style-type: none"> <li>□ VLDLs- IDLs, LDLs and HDLs</li> <li>□ Transport of lipids</li> <li>□ Atherosclerosis, Investigations and their interpretations</li> </ul> </li> </ul>	<ul style="list-style-type: none"> <li>• Lecture</li> <li>• Discussion using charts</li> <li>• Demonstration of laboratory tests</li> </ul>	<ul style="list-style-type: none"> <li>• Short answer questions</li> <li>• Objective type</li> </ul>
V	6	<ul style="list-style-type: none"> <li>• Explain the metabolism of Amino acids and Proteins</li> </ul>	<p><b>Composition and metabolism of Amino acids and Proteins</b></p> <ul style="list-style-type: none"> <li>• Types, structure, composition and uses of Amino acids and Proteins</li> <li>• Metabolism of Amino acids and Proteins</li> </ul>	<ul style="list-style-type: none"> <li>• Lecture</li> <li>• Discussion using charts</li> <li>• Demonstration of laboratory tests</li> </ul>	<ul style="list-style-type: none"> <li>• Short answer questions</li> <li>• Objective type</li> </ul>

Unit	Time (Hrs)	Objective	Content	Teaching Learning Activities	Assessment methods
			<ul style="list-style-type: none"> <li>□ Protein synthesis, targeting and glycosylation</li> <li>□ Chromatography</li> <li>□ Electrophoresis</li> <li>□ Sequencing</li> <li>• Metabolism of Nitrogen               <ul style="list-style-type: none"> <li>□ Fixation and Assimilation</li> <li>□ Urea Cycle</li> <li>□ Hemes and chlorophylls</li> </ul> </li> <li>• Enzymes and co-enzymes               <ul style="list-style-type: none"> <li>□ Classification</li> <li>□ Properties</li> <li>□ Kinetics and inhibition</li> <li>□ Control</li> </ul> </li> </ul> <p>Investigations and their interpretations</p>		
VI	2	<ul style="list-style-type: none"> <li>• Describe types, composition and utilization of Vitamins &amp; minerals</li> </ul>	<p><b>Composition of Vitamins and minerals</b></p> <ul style="list-style-type: none"> <li>• Vitamins and minerals:               <ul style="list-style-type: none"> <li>□ Structure</li> <li>□ Classification</li> <li>□ Properties</li> <li>□ Absorption</li> <li>□ Storage &amp; transportation</li> <li>□ Normal concentration</li> </ul> </li> </ul> <p>Investigations and their interpretations</p>	<ul style="list-style-type: none"> <li>• Lecture</li> <li>• Discussion using charts</li> <li>• Demonstration of laboratory tests</li> </ul>	<ul style="list-style-type: none"> <li>• Short answer questions</li> <li>• Objective type</li> </ul>
VII	3	<ul style="list-style-type: none"> <li>• Describe Immuno-chemistry</li> </ul>	<p><b>Immunochemistry</b></p> <ul style="list-style-type: none"> <li>• Immune response,</li> <li>• Structure and classification of immunoglobins</li> <li>• Mechanism of antibody production</li> <li>• Antigens: HLA typing.</li> <li>• Free radical and Antioxidants.</li> <li>• Specialised Protein: Collagen, Elastin, Keratin, Myosin, Lens Protein.</li> <li>• Electrophoretic and Quantitative determination of immunoglobins – ELISA etc.</li> </ul> <p>Investigations and their interpretations</p>	<ul style="list-style-type: none"> <li>• Lecture</li> <li>• diseussion</li> <li>• Demonstrate laboratory tests</li> </ul>	<ul style="list-style-type: none"> <li>• Short answer questions</li> <li>• Objective type</li> </ul>

# Nursing Foundations

Placement: First Year

Time: Theory - 265 hours  
 Practical – 650 hours  
 (200 lab and 450 clinical)

**Course Description:** This course is designed to help the students to develop an understanding of the philosophy, objectives, theories and process of nursing in various Supervised Clinical settings. It is aimed at helping the students to acquire knowledge, understanding and skills in techniques of nursing and practice them in Supervised Clinical settings

Unit	Time (Hrs)	Learning Objective	Content	Teaching Learning Activities	Assessment Methods
I	10	<ul style="list-style-type: none"> <li>Describe the concept of health, illness and health care agencies</li> </ul>	<b>Introduction</b> <ul style="list-style-type: none"> <li>Concept of Health: Health – Illness continuum</li> <li>Factors influencing health</li> <li>Causes and risk factors for developing illness</li> <li>Body defences: Immunity and immunization</li> <li>Illness and illness Behaviour:</li> <li>Impact of illness on patient and family</li> <li>Health Care Services: Health Promotion and Prevention, Primary Care, Diagnosis, Treatment, Rehabilitation and Continuing Care</li> <li>Health care teams</li> <li>Types of health care agencies:</li> <li>Hospitals: Types, Organisation and Functions</li> <li>Health Promotion and Levels of Disease Prevention</li> <li>Primary health care and its delivery: Role of nurse</li> </ul>	<ul style="list-style-type: none"> <li>Lecture discussion</li> <li>Visit to health care agencies</li> </ul>	<ul style="list-style-type: none"> <li>Essay type</li> <li>Short answers</li> <li>Objective type</li> </ul>
II	16	<ul style="list-style-type: none"> <li>Explain concept and scope of nursing</li> <li>Describe values, code of ethics and professional conduct for nurses in India</li> </ul>	<b>Nursing as a profession</b> <ul style="list-style-type: none"> <li>Definition and Characteristics of a profession</li> <li>Nursing:                             <ul style="list-style-type: none"> <li>□ Definition, Concepts, philosophy, objectives</li> <li>□ Characteristics, nature and scope of nursing practice</li> <li>□ Functions of nurse</li> </ul> </li> </ul>	<ul style="list-style-type: none"> <li>Lecture discussion</li> <li>Case discussion</li> <li>Role plays</li> </ul>	<ul style="list-style-type: none"> <li>Essay type</li> <li>Short answers</li> <li>Objective type</li> </ul>

Unit	Time (Hrs)	Learning Objective	Content	Teaching Learning Activities	Assessment Methods
			<ul style="list-style-type: none"> <li><input type="checkbox"/> Qualities of a nurse</li> <li><input type="checkbox"/> Categories of nursing personnel</li> <li><input type="checkbox"/> Nursing as a profession</li> <li><input type="checkbox"/> History of Nursing in India</li> <li>• Values: Definition, Types, Values Clarification and values in professional Nursing: Caring and Advocacy</li> <li>• Ethics: <ul style="list-style-type: none"> <li><input type="checkbox"/> Definition and Ethical Principles</li> <li><input type="checkbox"/> Code of ethics and professional conduct for nurses</li> </ul> </li> </ul>		
III	4	<ul style="list-style-type: none"> <li>• Explain the admission and discharge procedure</li> <li>• Performs admission and discharge procedure</li> </ul>	<p><b>Hospital admission and discharge</b></p> <ul style="list-style-type: none"> <li>• Admission to the hospital <ul style="list-style-type: none"> <li><input type="checkbox"/> Unit and its preparation-admission bed</li> <li><input type="checkbox"/> Admission procedure</li> <li><input type="checkbox"/> Special considerations</li> <li><input type="checkbox"/> Medico-legal issues</li> <li><input type="checkbox"/> Roles and Responsibilities of the nurse</li> </ul> </li> <li>• Discharge from the hospital <ul style="list-style-type: none"> <li><input type="checkbox"/> Types: Planned discharge, LAMA and abscond, Referrals and transfers</li> <li><input type="checkbox"/> Discharge Planning</li> <li><input type="checkbox"/> Discharge procedure</li> <li><input type="checkbox"/> Special considerations</li> <li><input type="checkbox"/> Medico-legal issues</li> <li><input type="checkbox"/> Roles and Responsibilities of the nurse</li> <li><input type="checkbox"/> Care of the unit after discharge</li> </ul> </li> </ul>	<ul style="list-style-type: none"> <li>• Lecture discussion</li> <li>• Demonstration</li> <li>• Lab Practice</li> <li>• Supervised Clinical practice</li> </ul>	<ul style="list-style-type: none"> <li>• Essay type</li> <li>• Short answers</li> <li>• Objective type</li> <li>• Assess skills with check list</li> <li>• Clinical practical examination</li> </ul>
IV	10	<ul style="list-style-type: none"> <li>• Communicate effectively with patient, families and team members and maintain effective human</li> </ul>	<p><b>Communication and Nurse patient relationship</b></p> <ul style="list-style-type: none"> <li>• Communication: Levels, Elements, Types, Modes, Process, Factors influencing Communication <ul style="list-style-type: none"> <li><input type="checkbox"/> Methods of Effective Communication, - Attending skills</li> </ul> </li> </ul>	<ul style="list-style-type: none"> <li>• Lecture discussion</li> <li>• Role play and video film on the nurses interacting with the patient</li> <li>• Practice session on patient</li> </ul>	<ul style="list-style-type: none"> <li>• Essay type</li> <li>• Short answers</li> <li>• Objective type</li> </ul>

Unit	Time (Hrs)	Learning Objective	Content	Teaching Learning Activities	Assessment Methods
		relations (projecting professional image) • Appreciate the importance of patient teaching in nursing	<ul style="list-style-type: none"> <li>- Rapport building skills</li> <li>- Empathy skills</li> <li>□ Barriers to effective communication,</li> <li>• Helping Relationships (NPR): Dimensions of Helping Relationships, Phases of a helping relationship</li> <li>• Communicating effectively with patient, families and team members and maintain effective human relations with special reference to communicating with vulnerable group(children, women, physically and mentally challenged and elderly)</li> <li>• Patient Teaching: Importance, Purposes, Process, role of nurse and Integrating teaching in Nursing Process</li> </ul>	teaching • Supervised Clinical practice	
V	15	<ul style="list-style-type: none"> <li>• Explain the concept, uses, format and steps of nursing process</li> <li>• Documents nursing process as per the format</li> </ul>	<b>The Nursing Process</b> <ul style="list-style-type: none"> <li>• Critical Thinking and Nursing Judgment               <ul style="list-style-type: none"> <li>□ Critical Thinking: Thinking and Learning,</li> <li>□ Competencies, Attitudes for Critical Thinking, Levels of critical thinking in Nursing</li> </ul> </li> <li>• Nursing Process Overview: Application in Practice               <ul style="list-style-type: none"> <li>□ Nursing process format: INC, current format</li> <li>□ Assessment                   <ul style="list-style-type: none"> <li>- Collection of Data: Types, Sources, Methods</li> <li>- Formulating Nursing judgment: Data interpretation</li> </ul> </li> <li>□ Nursing diagnosis                   <ul style="list-style-type: none"> <li>- Identification of client problems</li> <li>- Nursing diagnosis statement</li> <li>- Difference between medical and nursing diagnosis</li> </ul> </li> <li>□ Planning</li> </ul> </li> </ul>	<ul style="list-style-type: none"> <li>• Lecture discussion</li> <li>• Demonstration</li> <li>• Exercise</li> <li>• Supervised Clinical practice</li> </ul>	<ul style="list-style-type: none"> <li>• Essay type</li> <li>• Short answers</li> <li>• Objective type</li> </ul>

Unit	Time (Hrs)	Learning Objective	Content	Teaching Learning Activities	Assessment Methods
			<ul style="list-style-type: none"> <li>- Establishing Priorities</li> <li>- Establishing Goals and Expected Outcomes,</li> <li>- Selection of interventions: Protocols and standing Orders</li> <li>- Writing the Nursing Care Plan</li> <li>□ Implementation               <ul style="list-style-type: none"> <li>- Implementing the plan of care</li> </ul> </li> <li>□ Evaluation               <ul style="list-style-type: none"> <li>- Outcome of care</li> <li>- Review and Modify</li> </ul> </li> <li>□ Documentation and Reporting</li> </ul>		
VI	4	<ul style="list-style-type: none"> <li>• Describe the purposes, types and techniques of recording and reporting</li> </ul>	<b>Documentation and Reporting</b> <ul style="list-style-type: none"> <li>• Documentation: Purposes of Recording and reporting</li> <li>• Communication within the Health Care Team,</li> <li>• Types of records; ward records, medical/nursing records,</li> <li>• Common Record-keeping forms, Computerized documentation</li> <li>• Guidelines for Reporting: Factual Basis, Accuracy, Completeness, currentness, Organization, confidentiality</li> <li>• Methods of Recording,</li> <li>• Reporting: Change-of shift reports: Transfer reports, Incident reports</li> <li>• Minimizing legal Liability through effective record keeping</li> </ul>	<ul style="list-style-type: none"> <li>• Lecture discussion</li> <li>• Demonstration</li> <li>• Practice Session</li> <li>• Supervised Clinical practice</li> </ul>	<ul style="list-style-type: none"> <li>• Essay type</li> <li>• Short answers</li> <li>• Objective type</li> </ul>
VII	15	<ul style="list-style-type: none"> <li>• Describe principles and techniques of monitoring and maintaining vital signs</li> <li>• Monitor and maintain vital signs</li> </ul>	<b>Vital signs</b> <ul style="list-style-type: none"> <li>• Guidelines for taking vital signs:</li> <li>• Body temperature:               <ul style="list-style-type: none"> <li>□ Physiology, Regulation, Factors affecting body temperature,</li> <li>□ Assessment of body temperature: sites, equipments and technique, special considerations</li> </ul> </li> </ul>	<ul style="list-style-type: none"> <li>• Lecture discussion</li> <li>• Demonstration</li> <li>• Practice</li> <li>• Supervised Clinical practice</li> </ul>	<ul style="list-style-type: none"> <li>• Essay type</li> <li>• Short answers</li> <li>• Objective type</li> <li>• Assess with check list and clinical practical</li> </ul>



Unit	Time (Hrs)	Learning Objective	Content	Teaching Learning Activities	Assessment Methods
			<ul style="list-style-type: none"> <li>□ Temperature alterations: Hyperthermia, Heatstroke, Hypothermia</li> <li>□ Hot and cold applications</li> <li>• Pulse: <ul style="list-style-type: none"> <li>□ Physiology and Regulation, Characteristics of the pulse, Factors affecting pulse</li> <li>□ Assessment of pulse: sites, location, equipments and technique, special considerations</li> <li>□ Alterations in pulse:</li> </ul> </li> <li>• Respiration: <ul style="list-style-type: none"> <li>□ Physiology and Regulation, Mechanics of breathing Characteristics of the respiration, Factors affecting respiration</li> <li>□ Assessment of respirations: technique, special considerations</li> <li>□ Alterations in respiration</li> </ul> </li> <li>• Blood pressure: <ul style="list-style-type: none"> <li>□ Physiology and Regulation, Characteristics of the blood pressure, Factors affecting blood pressure</li> <li>□ Assessment of blood pressure: sites, equipments and technique, special considerations</li> <li>□ Alterations in blood pressure</li> </ul> </li> <li>• Recording of vital signs</li> </ul>		examination
VIII	30	<ul style="list-style-type: none"> <li>• Describe purpose and process of health assessment</li> <li>• Describe the health assessment of each body system</li> </ul>	<p><b>Health assessment</b></p> <ul style="list-style-type: none"> <li>• Purposes</li> <li>• Process of Health assessment <ul style="list-style-type: none"> <li>□ Health history</li> <li>□ Physical examination: <ul style="list-style-type: none"> <li>- Methods- Inspection, Palpation, Percussion, Auscultation, Olfaction</li> <li>- Preparation for examination: patient and unit</li> </ul> </li> </ul> </li> </ul>	<ul style="list-style-type: none"> <li>• Lecture discussion</li> <li>• Demonstration</li> <li>• Practice on simulators</li> <li>• Supervised Clinical practice</li> </ul>	<ul style="list-style-type: none"> <li>• Essay type</li> <li>• Short answers</li> <li>• Objective type</li> </ul>

Unit	Time (Hrs)	Learning Objective	Content	Teaching Learning Activities	Assessment Methods
		<ul style="list-style-type: none"> <li>Perform health assessment of each body system</li> </ul>	<ul style="list-style-type: none"> <li>General assessment</li> <li>Assessment of each body system</li> <li>Recording of health assessment</li> </ul>		
IX	5	<ul style="list-style-type: none"> <li>Identifies the various machinery, equipment and linen and their care</li> </ul>	<p><b>Machinery, Equipment and linen</b></p> <ul style="list-style-type: none"> <li>Types: Disposables and reusables- Linen, rubber goods, glass ware, metal, plastics, furniture, machinery</li> <li>Introduction : <ul style="list-style-type: none"> <li>Indent</li> <li>Maintenance</li> <li>Inventory</li> </ul> </li> </ul>	<ul style="list-style-type: none"> <li>Lecture discussion</li> <li>Demonstration</li> </ul>	<ul style="list-style-type: none"> <li>Essay type</li> <li>Short answers</li> <li>Objective type</li> </ul>
X	60	<ul style="list-style-type: none"> <li>Describe the basic, physiological and psychosocial needs of patient</li> <li>Describe the principles and techniques for meeting basic, Physiological and psychosocial needs of patient</li> <li>Perform nursing assessment, plan, implement and evaluate the care for meeting basic, physiological and psychosocial needs of patient</li> </ul>	<p><b>Meeting needs of patient</b></p> <ul style="list-style-type: none"> <li>Basic needs (Activities of daily living) <ul style="list-style-type: none"> <li>Providing safe and clean environment: <ul style="list-style-type: none"> <li>Physical -environment: Temperature, Humidity, Noise, Ventilation, light, Odour, pests control</li> <li>Reduction of Physical hazards: fire, accidents</li> <li>Safety devices: Restraints, side rails, airways, trapez etc</li> <li>Role of nurse in providing safe and clean environment</li> </ul> </li> <li>Hygiene: - <ul style="list-style-type: none"> <li>Factors Influencing Hygienic Practice</li> <li>Hygienic care: Care of the Skin-Bath and pressure points, feet and nail, Oral cavity, Hair Care, Eyes, Ears, and Nose <ul style="list-style-type: none"> <li>Assessment, Principles, Types, Equipments, Procedure, Special Considerations</li> </ul> </li> </ul> </li> <li>Patient environment: Room Equipment and linen, making patient beds</li> </ul> </li> </ul>	<ul style="list-style-type: none"> <li>Lecture discussion</li> <li>Demonstration</li> <li>Practice sessions</li> <li>Supervised</li> <li>Clinical practice</li> </ul>	<ul style="list-style-type: none"> <li>Essay type</li> <li>Short answers</li> <li>Objective type</li> <li>Assess with check list and clinical practical examination</li> </ul>

Unit	Time (Hrs)	Learning Objective	Content	Teaching Learning Activities	Assessment Methods
			<ul style="list-style-type: none"> <li>○ Types of beds and bed making</li> <li>□ Comfort: - <ul style="list-style-type: none"> <li>- Factors Influencing Comfort</li> <li>- Comfort devices</li> </ul> </li> <li>• Physiological needs: <ul style="list-style-type: none"> <li>□ Sleep and Rest: <ul style="list-style-type: none"> <li>- Physiology of sleep</li> <li>- Factors affecting sleep</li> <li>- Promoting Rest and sleep</li> <li>- Sleep Disorders</li> </ul> </li> <li>□ Nutrition: - <ul style="list-style-type: none"> <li>- Importance</li> <li>- Factors affecting nutritional needs</li> <li>- Assessment of nutritional needs: Variables</li> <li>- Meeting Nutritional needs: Principles, equipments, procedure and special considerations <ul style="list-style-type: none"> <li>○ Oral</li> <li>○ Enteral: Naso/ Orogastic, gastrostomy</li> <li>○ Parenteral:</li> </ul> </li> </ul> </li> <li>□ Urinary Elimination <ul style="list-style-type: none"> <li>- Review of Physiology of Urine Elimination, Composition and characteristics of urine</li> <li>- Factors Influencing Urination</li> <li>- Alteration in Urinary Elimination</li> <li>- Types and Collection of urine specimen: Observation, urine testing</li> <li>- Facilitating urine elimination: assessment, types, equipments, procedures and special considerations <ul style="list-style-type: none"> <li>○ Providing urinal/bed pan</li> </ul> </li> </ul> </li> </ul> </li> </ul>		

Unit	Time (Hrs)	Learning Objective	Content	Teaching Learning Activities	Assessment Methods
			<ul style="list-style-type: none"> <li>○ Condom drainage</li> <li>○ Perineal care</li> <li>○ Catheterization</li> <li>○ Care of urinary drainage</li> <li>○ Care of urinary diversions</li> <li>○ Bladder irrigation</li> <li>□ Bowel Elimination               <ul style="list-style-type: none"> <li>- Review of Physiology of Bowel Elimination, Composition and characteristics of faeces</li> <li>- Factors affecting Bowel elimination</li> <li>- Alteration in Bowel Elimination</li> <li>- Types and Collection of specimen of faeces: Observation</li> <li>- Facilitating bowel elimination: assessment, equipments, procedures and special considerations</li> <li>○ Passing of Flatus tube</li> <li>○ Enemas</li> <li>○ Suppository</li> <li>○ Sitz bath</li> <li>○ Bowel wash</li> <li>○ Care of Ostomies</li> </ul> </li> <li>□ Mobility and Immobility               <ul style="list-style-type: none"> <li>- Principles of Body Mechanics</li> <li>- Maintenance of normal body Alignment and mobility</li> <li>- Factors affecting body Alignment and mobility</li> <li>- Hazards associated with immobility</li> <li>- Alteration in body Alignment and mobility</li> <li>- Nursing interventions for impaired Body Alignment and Mobility: assessment, types, devices used, method and</li> </ul> </li> </ul>		

Unit	Time (Hrs)	Learning Objective	Content	Teaching Learning Activities	Assessment Methods
			<p>special considerations, rehabilitation aspects</p> <ul style="list-style-type: none"> <li>○ Range of motion exercises</li> <li>○ Maintaining body alignment: Positions</li> <li>○ Moving</li> <li>○ Lifting</li> <li>○ Transferring</li> <li>○ Walking</li> <li>○ Restraints</li> </ul> <p>□ Oxygenation</p> <ul style="list-style-type: none"> <li>- Review of Cardiovascular and respiratory Physiology</li> <li>- Factors Affecting Oxygenation</li> <li>- Alterations in oxygenation</li> <li>- Nursing interventions in oxygenation: assessment, types, equipment used, procedure and special considerations</li> <li>○ Maintenance of patent airway</li> <li>○ Oxygen administration</li> <li>○ Suction</li> <li>○ Inhalations: dry and moist</li> <li>○ Chest physiotherapy and postural drainage</li> <li>○ Care of Chest drainage</li> <li>○ Pulse oximetry</li> <li>○ CPR- Basic life support</li> </ul> <p>□ Fluid, Electrolyte, and Acid – Base Balances</p> <ul style="list-style-type: none"> <li>- Review of Physiological Regulation of Fluid, Electrolyte, and Acid – Base Balances</li> <li>- Factors Affecting Fluid, Electrolyte, and Acid – Base Balances</li> <li>- Alterations in Fluid, Electrolyte, and Acid – Base Balances</li> <li>- Nursing interventions in Fluid, Electrolyte, and Acid</li> </ul>		

Unit	Time (Hrs)	Learning Objective	Content	Teaching Learning Activities	Assessment Methods
			<ul style="list-style-type: none"> <li>- Base Imbalances: assessment, types, equipment, procedure and special considerations               <ul style="list-style-type: none"> <li>o Measuring fluid intake and output</li> <li>o Correcting Fluid, Electrolyte Imbalance:                   <ul style="list-style-type: none"> <li>√ Replacement of fluids: Oral and Parenteral-Venipuncture, regulating IV Flow rates, changing IV solutions and tubing, Changing IV dressing,</li> <li>√ Administering Blood transfusion</li> <li>√ Restriction of fluids</li> </ul> </li> </ul> </li> <li>• Psychosocial Needs               <ul style="list-style-type: none"> <li>□ Concepts of Cultural Diversity, Stress and Adaptation, Self-concept, Sexuality, Spiritual Health, Coping with loss, death and grieving</li> <li>□ Assessment of psychosocial needs</li> <li>□ Nursing intervention for psychosocial needs                   <ul style="list-style-type: none"> <li>- Assist with coping and adaptation</li> <li>- Creating therapeutic environment</li> </ul> </li> <li>□ Recreational and diversional therapies</li> </ul> </li> </ul>		
XI	20	<ul style="list-style-type: none"> <li>• Describe principles and techniques for infection control and biomedical waste management in Supervised Clinical</li> </ul>	<p><b>Infection control in Clinical settings</b></p> <ul style="list-style-type: none"> <li>• Infection control               <ul style="list-style-type: none"> <li>□ Nature of infection</li> <li>□ Chain of infection transmission</li> <li>□ Defenses against infection: natural and acquired</li> <li>□ Hospital acquired infection (Nosocomial infection)</li> </ul> </li> </ul>	<ul style="list-style-type: none"> <li>• Lecture discussion</li> <li>• Demonstration</li> <li>• Practice session</li> <li>• Supervised Clinical practice</li> </ul>	

Unit	Time (Hrs)	Learning Objective	Content	Teaching Learning Activities	Assessment Methods
		settings	<ul style="list-style-type: none"> <li>• Concept of asepsis: medical asepsis, and surgical asepsis</li> <li>• Isolation precautions (Barrier nursing):               <ul style="list-style-type: none"> <li>□ Hand washing: simple, hand antisepsis and surgical antisepsis (scrub)</li> <li>□ Isolation: source and protective</li> <li>□ Personal protecting equipments: types, uses and technique of wearing and removing</li> <li>□ Decontamination of equipment and unit</li> <li>□ Transportation of infected patients</li> <li>□ Standard safety precautions (Universal precautions)</li> <li>□ Transmission based precautions</li> </ul> </li> <li>• Biomedical waste management:               <ul style="list-style-type: none"> <li>□ Importance</li> <li>□ Types of hospital waste</li> <li>□ Hazards associated with hospital waste</li> <li>□ Decontamination of hospital waste</li> <li>□ Segregation and Transportation and disposal</li> </ul> </li> </ul>		
XII	40	<ul style="list-style-type: none"> <li>• Explain the principles, routes, effects of administration of medications</li> <li>• Calculate conversions of drugs and dosages within and between systems of measurements</li> </ul>	<p><b>Administration of Medications</b></p> <ul style="list-style-type: none"> <li>• General Principles/Considerations               <ul style="list-style-type: none"> <li>□ Purposes of Medication</li> <li>□ Principles: 5 rights, Special Considerations, Prescriptions, Safety in Administering Medications and Medication Errors</li> <li>□ Drug forms</li> <li>□ Routes of administration</li> <li>□ Storage and maintenance of drugs and Nurses responsibility</li> <li>□ Broad classification of drugs</li> </ul> </li> </ul>	<ul style="list-style-type: none"> <li>• Lecture discussion</li> <li>• Demonstration</li> <li>• Practice session</li> <li>• Supervised Clinical practice</li> </ul>	<ul style="list-style-type: none"> <li>• Essay type</li> <li>• Short answers</li> <li>• Objective type</li> <li>• Assess with check list and clinical practical examination</li> </ul>

Unit	Time (Hrs)	Learning Objective	Content	Teaching Learning Activities	Assessment Methods
		<ul style="list-style-type: none"> <li>• Administer drugs by the following routes-oral, Intradermal, Subcutaneous Intramuscular, Intra Venous topical, inhalation</li> </ul>	<ul style="list-style-type: none"> <li>□ Therapeutic Effect, Side Effects, Toxic Effects, Idiosyncratic Reactions, Allergic Reactions, Drug Tolerance, Drug Interactions,</li> <li>□ Factors Influencing drug Actions,</li> <li>□ Systems of Drug Measurement: Metric System, Apothecary System, Household Measurements, Solutions.</li> <li>□ Converting Measurements Units: Conversion within one system, Conversion between systems, Dosage Calculation,</li> <li>□ Terminologies and abbreviations used in prescriptions of medications</li> <li>• Oral Drugs Administration: Oral, Sublingual and Buccal: Equipment, procedure</li> <li>• Parenteral <ul style="list-style-type: none"> <li>□ General principles: decontamination and disposal of syringes and needles</li> <li>□ Types of parenteral therapies</li> <li>□ Types of syringes, needles, canula, and infusion sets</li> <li>□ Protection from Needlestick Injuries : Giving Medications with a safety syringes</li> <li>□ Routes of parenteral therapies <ul style="list-style-type: none"> <li>- Intradermal: purpose, site, equipment, procedure, special considerations</li> <li>- Subcutaneous: purpose, site, equipment, procedure, special considerations</li> <li>- Intramuscular : purpose, site, equipment, procedure, special considerations</li> <li>- Intra Venous: purpose,site, equipment, procedure, special considerations</li> <li>- Advanced techniques:</li> </ul> </li> </ul> </li> </ul>		



Unit	Time (Hrs)	Learning Objective	Content	Teaching Learning Activities	Assessment Methods
			epidural, intrathecal, intraosseous, intraperitoneal, intraplural, intraarterial- Role of nurse <ul style="list-style-type: none"> <li>• Topical Administration: purposes, site, equipment, procedure, special considerations for               <ul style="list-style-type: none"> <li><input type="checkbox"/> Application to Skin</li> <li><input type="checkbox"/> Application to mucous membrane                   <ul style="list-style-type: none"> <li>- Direct application of liquids-Gargle and swabbing the throat</li> <li>- Insertion of Drug into body cavity: Suppository/ medicated packing in rectum/vagina</li> <li>- Instillations:, Ear, Eye, Nasal, Bladder, and Rectal</li> <li>- Irrigations: Eye, Ear, Bladder, Vaginal and Rectal</li> <li>- Spraying: Nose and throat</li> </ul> </li> </ul> </li> <li>• Inhalation: Nasal, oral, endotracheal/ tracheal (steam, oxygen and medications)- purposes, types, equipment, procedure, special considerations               <ul style="list-style-type: none"> <li><input type="checkbox"/> Recording and reporting of medications administered</li> </ul> </li> </ul>		
XIII	10	<ul style="list-style-type: none"> <li>• Describe the pre and post operative care of patients</li> <li>• Explain the process of wound healing</li> <li>• Explain the principles and techniques of wound care</li> </ul>	<b>Meeting needs of Perioperative patients</b> <ul style="list-style-type: none"> <li>• Definition and concept of Perioperative Nursing</li> <li>• Preoperative Phase               <ul style="list-style-type: none"> <li><input type="checkbox"/> Preparation of patient for surgery</li> </ul> </li> <li>• Intraoperative               <ul style="list-style-type: none"> <li><input type="checkbox"/> Operation theatre Set up and environment</li> <li><input type="checkbox"/> Role of nurse</li> </ul> </li> <li>• Postoperative Phase</li> </ul>	<ul style="list-style-type: none"> <li>• Lecture discussion</li> <li>• Demonstration</li> <li>• Practice session</li> <li>• Supervised Clinical practice</li> </ul>	<ul style="list-style-type: none"> <li>• Essay type</li> <li>• Short answers</li> <li>• Objective type</li> <li>• Assess with check list and clinical practical examination</li> </ul>

Unit	Time (Hrs)	Learning Objective	Content	Teaching Learning Activities	Assessment Methods
		<ul style="list-style-type: none"> <li>• Perform care of wounds</li> </ul>	<ul style="list-style-type: none"> <li>□ Recovery unit</li> <li>□ Post operative unit</li> <li>□ Postoperative care,</li> <li>• Wounds: types, Classifications, wound Healing Process, Factors affecting Wound, Complications of Wound Healing</li> <li>• Surgical asepsis</li> <li>• Care of the wound: types, equipments, procedure and special considerations               <ul style="list-style-type: none"> <li>□ Dressings, Suture Care,</li> <li>□ Care of Drainage</li> <li>□ Application of Bandages, Binders, Splints &amp; Slings</li> <li>□ Heat and Cold Therapy</li> </ul> </li> </ul>		
XIV	15	<ul style="list-style-type: none"> <li>• Explain care of patients having alterations in body functioning</li> </ul>	<ul style="list-style-type: none"> <li>• <b>Meeting special needs of the patient</b> <ul style="list-style-type: none"> <li>• Care of patients having alteration in               <ul style="list-style-type: none"> <li>□ Temperature (hyper and hypothermia); Types, Assessment, Management</li> <li>□ Sensorium (Unconsciousness); Assessment, Management</li> <li>□ Urinary Elimination (retention and incontinence); Assessment, Management</li> <li>□ Functioning of sensory organs: ( Visual &amp; hearing impairment)</li> <li>□ Assessment of Self-Care ability</li> <li>□ Communication Methods and special considerations</li> <li>□ Mobility (physically challenged, cast), assessment of Self-Care ability: Communication Methods and special considerations</li> <li>□ Mental state (mentally challenged), assessment of Self-Care ability;</li> </ul> </li> </ul> </li> </ul>	<ul style="list-style-type: none"> <li>• Lecture discussion</li> <li>• Case discussions</li> <li>• Supervised clinical practice</li> </ul>	<ul style="list-style-type: none"> <li>• Essay type</li> <li>• Short answers</li> <li>• Objective type</li> </ul>

Unit	Time (Hrs)	Learning Objective	Content	Teaching Learning Activities	Assessment Methods
			<ul style="list-style-type: none"> <li>□ Communication Methods and special considerations</li> <li>□ Respiration (distress); Types, Assessment, Management</li> <li>□ Comfort –(Pain)-Nature, Types, Factors influencing Pain, Coping, Assessment, Management;</li> <li>• Treatments related to gastrointestinal system: naso-gastric suction, gastric irrigation, gastric analysis</li> </ul>		
XV	5	<ul style="list-style-type: none"> <li>• Explain care of terminally ill patient</li> </ul>	<p><b>Care of Terminally ill patient</b></p> <ul style="list-style-type: none"> <li>□ Concepts of Loss, Grief, grieving Process</li> <li>□ Signs of clinical death</li> <li>□ Care of dying patient: special considerations               <ul style="list-style-type: none"> <li>- Advance directives: euthanasia, will, dying declaration ,organ donation etc</li> </ul> </li> <li>□ Medico-legal issues</li> <li>□ Care of dead body: equipment, procedure and care of unit</li> <li>□ Autopsy</li> <li>□ Embalming</li> </ul>	<ul style="list-style-type: none"> <li>• Lecture discussion</li> <li>• Demonstration</li> <li>• Case discussion/Role play</li> <li>• Practice session</li> <li>• Supervised Clinical practice</li> </ul>	<ul style="list-style-type: none"> <li>• Essay type</li> <li>• Short answers</li> <li>• Objective type</li> </ul>
XVI	6	<ul style="list-style-type: none"> <li>• Explain the basic concepts of conceptual and theoretical models of nursing</li> </ul>	<p><b>Professional Nursing concepts and practices</b></p> <ul style="list-style-type: none"> <li>• Conceptual and theoretical models of nursing practice: Introduction to models- holistic model, health belief model, health promotion model etc</li> <li>• Introduction to Theories in Nursing; Peplau's, Henderson's, Orem's, Neuman's, Roger's and Roy's</li> <li>• Linking theories with nursing process</li> </ul>	<ul style="list-style-type: none"> <li>• Lecture discussion</li> </ul>	<ul style="list-style-type: none"> <li>• Essay type</li> <li>• Short answers</li> </ul>

# Nursing Foundations-Practical

**Placement:** First Year


**Time:** Practical – 650 hours  
(200 lab and 450 clinical)

**Course Description:** This course is designed to help the students to develop an understanding of the philosophy, objectives, theories and process of nursing in various clinical settings. It is aimed at helping the students to acquire knowledge, understanding and skills in techniques of nursing and practice them in clinical settings

Areas	Time (Hours)	Objectives	Skills	Assignments	Assessment methods
Demonstration Lab General Medical and surgery ward	200 450 Minimum practice time in clinical area)	<ul style="list-style-type: none"> <li>• Performs admission and discharge procedure</li> <li>• Prepares nursing care plan as per the nursing process format</li> </ul>	<p><b>Hospital admission and discharge (III)</b></p> <ul style="list-style-type: none"> <li>• Admission</li> <li>• Prepare Unit for new patient</li> <li>• Prepare admission bed</li> <li>• Performs admission procedure               <ul style="list-style-type: none"> <li>□ New patient</li> <li>□ Transfer in</li> </ul> </li> <li>• Prepare patient records</li> </ul> <p><b>Discharge/Transfer out</b></p> <ul style="list-style-type: none"> <li>• Gives discharge counseling</li> <li>• Perform discharge procedure (Planned discharge, LAMA and abscond, Referrals and transfers)</li> <li>• Prepare records of discharge/transfer</li> <li>• Dismantle, and disinfect unit and equipment after discharge/transfer</li> </ul> <p><b>Perform assessment:</b></p> <ul style="list-style-type: none"> <li>• History taking, Nursing diagnosis, problem list, Prioritization, Goals &amp; Expected Outcomes, selection of interventions</li> <li>• Write Nursing Care Plan</li> <li>• Gives care as per the plan</li> </ul>	<ul style="list-style-type: none"> <li>• Practice in Unit/hospital</li> <li>• Write nursing process records of patient</li> <li>• Simulated -1</li> <li>• Actual - 1</li> </ul>	<ul style="list-style-type: none"> <li>• Evaluate with checklist</li> <li>• Assessment of clinical performance with rating scale</li> <li>• Completion of Practical record</li> <li>• Assessment of nursing process records with checklist</li> <li>• Assessment of actual care given with rating scale</li> </ul>

Areas	Time (Hours)	Objectives	Skills	Assignments	Assessment methods
		<ul style="list-style-type: none"> <li>• Communicate effectively with patient, families and team members and</li> <li>• Maintain effective human relations</li> <li>• Develops plan for patient teaching</li> <li>• Prepare patient reports</li> <li>• Presents reports</li> <li>• Monitor vital signs</li> <li>• Perform health assessment of each body system</li> </ul>	<p><b>Communication</b></p> <ul style="list-style-type: none"> <li>• Use verbal and non verbal communication techniques</li> </ul> <p><b>Prepare a plan for patient teaching session</b></p> <p><b>Write patient report</b></p> <ul style="list-style-type: none"> <li>• Change-of shift reports, Transfer reports, Incident reports etc.</li> <li>• Presents patient report</li> </ul> <p><b>Vital signs</b></p> <ul style="list-style-type: none"> <li>• Measure, Records and interpret alterations in body temperature, pulse respiration and blood pressure</li> </ul> <p><b>Health assessment</b></p> <ul style="list-style-type: none"> <li>• Health history taking</li> <li>• Perform assessment: <ul style="list-style-type: none"> <li>□ General</li> <li>□ Body systems</li> </ul> </li> <li>• Use various methods of physical examination</li> <li>• Inspection, Palpation, Percussion, Auscultation, Olfaction</li> <li>• Identification of system wise deviations</li> </ul>	<ul style="list-style-type: none"> <li>• Role-plays in simulated situations on communication techniques-1</li> <li>• Health talk-1</li> <li>• Write nurses notes and present the patient report of 2-3 assigned patient</li> <li>• Lab practice</li> <li>• Measure Vital signs of assigned patient</li> </ul>	<ul style="list-style-type: none"> <li>• Assess role plays with the checklist on communication techniques</li> <li>• Assess health talk with the checklist</li> <li>• Assessment of communication techniques by rating scale</li> <li>• Assessment of performance with rating scale</li> <li>• Assessment of each skill with checklist</li> <li>• Completion of activity record</li> </ul>

Areas	Time (Hours)	Objectives	Skills	Assignments	Assessment methods
		<ul style="list-style-type: none"> <li>• Provide basic nursing care to patients</li> </ul>	<p><b>Prepare Patient's unit:</b></p> <ul style="list-style-type: none"> <li>• Prepare beds: <ul style="list-style-type: none"> <li><input type="checkbox"/> Open, closed, occupied, operation, amputation,</li> <li><input type="checkbox"/> Cardiac, fracture, burn, Divided, &amp; Fowlers bed</li> </ul> </li> <li>• Pain assessment and provision for comfort</li> </ul> <p><b>Use comfort devices</b></p> <p><b>Hygienic care:</b></p> <ul style="list-style-type: none"> <li>• Oral hygiene:</li> <li>• Baths and care of pressure points</li> <li>• Hair wash, Pediculosis treatment</li> </ul> <p><b>Feeding :</b></p> <ul style="list-style-type: none"> <li>• Oral, Enteral, Naso/Orogastric, gastrostomy and Parenteral feeding</li> <li>• Naso-gastric insertion, suction, and irrigation</li> </ul> <p><b>Assisting patient in urinary elimination</b></p> <ul style="list-style-type: none"> <li>• Provides urinal/bed pan</li> <li>• Condom drainage</li> <li>• Perineal care</li> <li>• Catheterization</li> <li>• Care of urinary drainage</li> </ul> <p><b>Bladder irrigation</b></p> <p><b>Assisting bowel Elimination:</b></p> <ul style="list-style-type: none"> <li>• Insertion of Flatus tube</li> <li>• Enemas</li> <li>• Insertion of Suppository</li> </ul> <p><b>Bowel wash</b></p> <p><b>Body Alignment and Mobility:</b></p> <ul style="list-style-type: none"> <li><input type="checkbox"/> Range of motion exercises</li> <li><input type="checkbox"/> Positioning: Recumbent, Lateral (rt/lt), Fowlers, Sims, Lithotomy, Prone, Trendelenburg positon</li> </ul>	<ul style="list-style-type: none"> <li>• Practice in lab &amp; hospital</li> <li>• Simulated exercise on CPR manikin</li> </ul>	<ul style="list-style-type: none"> <li>• Assessment of each skill with rating scale</li> <li>• Completion of activity record</li> </ul>



Areas	Time (Hours)	Objectives	Skills	Assignments	Assessment methods
			<p> <input type="checkbox"/> Assist patient in Moving, lifting, transferring, walking  <input type="checkbox"/> Restraints         </p> <p><b>Oxygen administration</b></p> <p><b>Suctioning: oropharyngeal, nasopharyngeal</b></p> <p><b>Chest physiotherapy and postural drainage</b></p> <p><b>Care of Chest drainage</b></p> <p><b>CPR- Basic life support</b></p> <p><b>Intravenous therapy</b></p> <p><b>Blood and blood component therapy</b></p> <p><b>Collect/assist for collection of specimens for investigations</b>  <b>Urine, sputum, faeces, vomitus, blood and other body fluids</b></p> <p><b>Perform lab tests:</b></p> <ul style="list-style-type: none"> <li>• Urine: sugar, albumin, acetone</li> <li>• Blood: sugar (with strip/ gluco-meter)</li> </ul> <p><b>Hot and cold applications:</b>            local and general Sitz bath</p> <p><b>Communicating and assisting with self-care of visually &amp; hearing impaired patients</b></p> <p><b>Communicating and assisting with self-care of mentally challenged/disturbed patients</b></p>		

Areas	Time (Hours)	Objectives	Skills	Assignments	Assessment methods
		<ul style="list-style-type: none"> <li>• Perform infection control procedures</li>   <li>• Provide care to pre and post operative patients</li> <li>• Perform procedures for care of wounds</li> </ul>	<p><b>Recreational and diversional therapies</b></p> <p><b>Caring of patient with alteration in sensorium</b></p> <p><b>Infection control</b></p> <ul style="list-style-type: none"> <li>• Perform following procedures: <ul style="list-style-type: none"> <li><input type="checkbox"/> Hand washing techniques</li> <li><input type="checkbox"/> (Simple, hand antisepsis and surgical antisepsis (scrub))</li> <li><input type="checkbox"/> Prepare isolation unit in lab/ward</li> <li><input type="checkbox"/> Practice technique of wearing and removing Personal protective equipment (PPE)</li> <li><input type="checkbox"/> Practice Standard safety precautions (Universal precautions)</li> </ul> </li> </ul> <p><b>Decontamination of equipment and unit: -</b></p> <ul style="list-style-type: none"> <li>• Surgical asepsis: <ul style="list-style-type: none"> <li><input type="checkbox"/> Sterilization</li> <li><input type="checkbox"/> Handling sterilized equipment</li> <li><input type="checkbox"/> Calculate strengths of lotions,</li> <li><input type="checkbox"/> Prepare lotions</li> </ul> </li> <li>• Care of articles</li> </ul> <p><b>Pre and post operative care:</b></p> <ul style="list-style-type: none"> <li>• Skin preparations for surgery: Local</li> <li>• Preparation of Post operative unit</li> <li>• Pre &amp; post operative teaching and counseling</li> <li>• Pre and post operative monitoring</li> <li>• Care of the wound:</li> </ul>	<ul style="list-style-type: none"> <li>• Observation study -2</li> <li>• Department of Infection control &amp; CSSD</li> <li>• Visits CSSD write observation report 1</li> <li>• Collection of samples for culture</li> <li>• Do clinical posting in infection control department and write report</li> <li>• Practice in lab/ward</li> </ul>	<ul style="list-style-type: none"> <li>• Assess observation study with checklist</li> <li>• Evaluate all procedures with checklist</li> </ul>



Areas	Time (Hours)	Objectives	Skills	Assignments	Assessment methods
	100	<ul style="list-style-type: none"> <li>• Administer drugs</li>   <li>• Provide care to dying and dead</li> <li>• Counsel and support relatives</li> </ul>	<ul style="list-style-type: none"> <li>• Dressings, Suture Care, care of Drainage, Application of Bandages, Binders, Splints &amp; Slings</li> <li>• Bandaging of various body parts</li> </ul> <p><b>Administration of medications</b></p> <ul style="list-style-type: none"> <li>• Administer Medications in different forms and routes</li> <li>• Oral, Sublingual and Buccal</li> <li>• Parenteral : Intradermal, subcutaneous, Intramuscular etc.</li> <li>• Assist with Intra Venous medications</li> <li>• Drug measurements and dose calculations</li> <li>• Preparation of lotions and solutions</li> <li>• Administers topical applications</li> <li>• Insertion of drug into body cavity: Suppository &amp; medicated packing etc.</li> <li>• Instillation of medicines and spray into Ear, Eye, Nose and throat</li> <li>• Irrigations: Eye, Ear, Bladder, Vagina and Rectum</li> <li>• Inhalations: dry and moist</li> </ul> <p><b>Care of dying patient</b></p> <ul style="list-style-type: none"> <li>• Caring and packing of dead body</li> <li>• Counseling and supporting grieving relatives</li> <li>• Terminal care of the unit</li> </ul>		

# Psychology

**Placement:** First year

**Time:** Theory 60 Hours

**Course Description:** This course is designed to assist the students to acquire knowledge of fundamentals of psychology and develop an insight into behaviour of self and others. Further it is aimed at helping them to practice the principles of mental hygiene for promoting mental health in nursing practice.

Unit	Time (Hrs)	Learning Objectives	Content	Teaching Learning Activity	Assessment method
I	2	<ul style="list-style-type: none"> <li>Describe the history, scope and methods of psychology</li> </ul>	<b>Introduction:</b> <ul style="list-style-type: none"> <li>History and origin of science of psychology</li> <li>Definitions &amp; Scope of Psychology</li> <li>Relevance to nursing</li> <li>Methods of Psychology</li> </ul>	<ul style="list-style-type: none"> <li>Lecture</li> <li>Discussion</li> </ul>	<ul style="list-style-type: none"> <li>Essay type</li> <li>Short answers</li> </ul>
II	4	<ul style="list-style-type: none"> <li>Explain the biology of Human behaviour</li> </ul>	<b>Biology of behaviour</b> <ul style="list-style-type: none"> <li>Body mind relationship- modulation process in health and illness</li> <li>Genetics and behaviour: Heredity and environment</li> <li>Brain and behaviour: Nervous System,, Neurons and synapse,</li> <li>Association Cortex, Rt and Lt Hemispheres</li> <li>Psychology of Sensations</li> <li>Muscular and glandular controls of behaviour.</li> <li>Nature of behaviour of an organism/Integrated responses</li> </ul>	<ul style="list-style-type: none"> <li>Lecture</li> <li>Discussion</li> </ul>	<ul style="list-style-type: none"> <li>Essay type</li> <li>Short answers</li> </ul>
III	20	<ul style="list-style-type: none"> <li>Describe various cognitive processes and their applications</li> </ul>	<b>Cognitive processes</b> <ul style="list-style-type: none"> <li>Attention: Types, determinants, Duration &amp; degree, alterations</li> <li>Perception: Meaning, Principles, factors affecting, Errors,</li> <li>Learning: Nature, Types, learner and learning, Factors influencing, laws and theories, process, transfer, study habits</li> <li>Memory: Meaning, Types, Nature Factors influencing, Development Theories and methods of memorizing and Forgetting</li> </ul>	<ul style="list-style-type: none"> <li>Lecture</li> <li>Discussion</li> <li>Psychometric assessment:</li> <li>Practice sessions</li> </ul>	<ul style="list-style-type: none"> <li>Essay type</li> <li>Short answers</li> </ul>

Unit	Time (Hrs)	Learning Objectives	Content	Teaching Learning Activity	Assessment method
			<ul style="list-style-type: none"> <li>• Thinking: Types and levels, stages of development, Relationship with language and communication</li> <li>• Intelligence: Meaning, classification, uses, theories</li> <li>• Aptitude: Concept, types, Individual differences and variability</li> <li>• Psychometric assessments of cognitive processes</li> <li>• Alterations in cognitive processes</li> <li>• Applications</li> </ul>		
IV	8	<ul style="list-style-type: none"> <li>• Describe motivation, emotions, stress, attitudes and their influence on behaviour</li> </ul>	<p><b>Motivation and Emotional Processes:</b></p> <ul style="list-style-type: none"> <li>• Motivation: Meaning, Concepts, Types, Theories, Motives and behaviour, Conflicts and frustration, conflict resolution</li> <li>• Emotions &amp; stress <ul style="list-style-type: none"> <li>□ Emotion: Definition, components, Changes in emotions, theories, emotional adjustments, emotions in health and illness</li> <li>□ Stress: stressors, cycle, effect, adaptation &amp; coping</li> </ul> </li> <li>• Attitude: Meaning, nature, development, factors affecting, <ul style="list-style-type: none"> <li>□ Behaviour and attitudes</li> <li>□ Attitudinal change</li> </ul> </li> <li>• Psychometric assessments of emotions and attitudes</li> <li>• Alterations in emotions</li> <li>• Applications</li> </ul>	<ul style="list-style-type: none"> <li>• Lecture</li> <li>• Discussion</li> <li>• Role plays</li> <li>• Case Discussion</li> <li>• Demonstration</li> </ul>	<ul style="list-style-type: none"> <li>• Essay type</li> <li>• Short answers</li> </ul>
V	7	<ul style="list-style-type: none"> <li>• Explain the concepts of personality and its influence on behaviour</li> </ul>	<p><b>Personality</b></p> <ul style="list-style-type: none"> <li>• Definitions, topography, types, Theories</li> <li>• Psychometric assessments of personality</li> </ul>	<ul style="list-style-type: none"> <li>• Lecture</li> <li>• Discussion</li> <li>• Demonstration</li> </ul>	<ul style="list-style-type: none"> <li>• Essay type</li> <li>• Short answers</li> </ul>

Unit	Time (Hrs)	Learning Objectives	Content	Teaching Learning Activity	Assessment method
			<ul style="list-style-type: none"> <li>• Alterations in personality</li> <li>• Applications</li> </ul>		
VI	7	<ul style="list-style-type: none"> <li>• Describe psychology of people during the life cycle</li> </ul>	<b>Developmental Psychology</b> <ul style="list-style-type: none"> <li>• Psychology of people at different ages from infancy to old age</li> <li>• Psychology of vulnerable individuals- challenged, women, sick, etc</li> <li>• Psychology of groups</li> </ul>	<ul style="list-style-type: none"> <li>• Lecture</li> <li>• Discussion</li> <li>• Case Discussion</li> </ul>	<ul style="list-style-type: none"> <li>• Essay type</li> <li>• Short answers</li> </ul>
VII	8	<ul style="list-style-type: none"> <li>• Describe the characteristics of</li> <li>• Mentally healthy person</li> <li>• Explain ego defence mechanisms</li> </ul>	<b>Mental hygiene and mental Health</b> <ul style="list-style-type: none"> <li>• Concepts of mental hygiene and mental health</li> <li>• Characteristics of mentally healthy person</li> <li>• Warning signs of poor mental health</li> <li>• Promotive and Preventive mental health-strategies and services</li> <li>• Ego Defence mechanisms and implications</li> <li>• Personal and social adjustments</li> <li>• Guidance and counselling</li> <li>• Role of nurse</li> </ul>	<ul style="list-style-type: none"> <li>• Lecture</li> <li>• Discussion</li> <li>• Case Discussion</li> <li>• Role play</li> <li>• Demonstration</li> </ul>	<ul style="list-style-type: none"> <li>• Essay type</li> <li>• Short answers</li> </ul>
VIII	4	<ul style="list-style-type: none"> <li>• Explain the Psychological assessments and role of nurse</li> </ul>	<b>Psychological assessment &amp; tests</b> <ul style="list-style-type: none"> <li>• Types, development, Characteristics, Principles, Uses, Interpretations and Role of nurse in psychological assessment</li> </ul>	<ul style="list-style-type: none"> <li>• Lecture</li> <li>• Discussion</li> <li>• Demonstration</li> <li>• Practice sessions</li> </ul>	<ul style="list-style-type: none"> <li>• Assessment of practice</li> </ul>

# Microbiology

Placement: First Year

Time: Theory-60 Hours (Theory 45+15 lab)

**Course Description:** This course is designed to enable students to acquire understanding of fundamentals of Microbiology and identification of various micro-organisms. It also provides opportunities for practicing infection control measures in hospital and community settings.

Unit	Time (Hrs)		Learning Objectives	Content	Teaching Learning Activities	Assessment methods
	Th.	Pr.				
I	5		<ul style="list-style-type: none"> <li>Explain concepts and principles of microbiology and their importance in nursing</li> </ul>	<b>Introduction:</b> <ul style="list-style-type: none"> <li>Importance and relevance to nursing</li> <li>Historical perspective</li> <li>Concepts and terminology</li> <li>Principles of microbiology</li> </ul>	<ul style="list-style-type: none"> <li>Lecture</li> <li>Discussion</li> </ul>	<ul style="list-style-type: none"> <li>Short answers</li> <li>Objective type</li> </ul>
II	10	5	<ul style="list-style-type: none"> <li>Describe structure, classification morphology and growth of bacteria</li> <li>Identify Micro-organisms</li> </ul>	<b>General characteristics of Microbes</b> <ul style="list-style-type: none"> <li>Structure and classification of Microbes</li> <li>Morphological types</li> <li>Size and form of bacteria</li> <li>Motility</li> <li>Colonization</li> <li>Growth and nutrition of microbes                             <ul style="list-style-type: none"> <li>□ Temperature</li> <li>□ Moisture</li> <li>□ Blood and body fluids</li> </ul> </li> <li>Laboratory methods for Identification of Micro-organisms</li> <li>Staining techniques, Gram staining, Acid fast staining, Hanging drop preparation</li> <li>Culture; various medias</li> </ul>	<ul style="list-style-type: none"> <li>Lecture</li> <li>Discussion</li> <li>Demonstration</li> </ul>	<ul style="list-style-type: none"> <li>Short answers</li> <li>Objective type</li> </ul>
III	10	2	<ul style="list-style-type: none"> <li>Describe the methods of infection control</li> <li>Identify the role of nurse in hospital infection</li> </ul>	<b>Infection control</b> <ul style="list-style-type: none"> <li>Infection: Sources, portals of entry and exit, transmission</li> <li>Asepsis</li> <li>Disinfection; Types and methods</li> <li>Sterilization; Types and Methods</li> </ul>	<ul style="list-style-type: none"> <li>Lecture</li> <li>Discussion</li> <li>Demonstration</li> <li>Visits to CSSD</li> <li>Clinical practice</li> </ul>	<ul style="list-style-type: none"> <li>Short answers</li> <li>Objective type</li> </ul>

Unit	Time (Hrs)		Learning Objectives	Content	Teaching Learning Activities	Assessment methods
	Th.	Pr.				
			control programme	<ul style="list-style-type: none"> <li>• Chemotherapy and antibiotics</li> <li>• Standard safety measures</li> <li>• Biomedical waste management</li> <li>• Role of Nurse</li> <li>• Hospital acquired infection</li> <li>• Hospital infection control programme               <ul style="list-style-type: none"> <li>□ Protocols, collection of samples, preparation of report and status of rate of infection in the unit/hospital, nurse's accountability, continuing education etc.</li> </ul> </li> </ul>		
IV	12	4	<ul style="list-style-type: none"> <li>• Describe the different disease producing organisms</li> </ul>	<p><b>Pathogenic organisms</b></p> <ul style="list-style-type: none"> <li>• Micro-organisms               <ul style="list-style-type: none"> <li>□ Cocci – gram positive and gram negative</li> <li>□ bacilli– gram positive and gram negative</li> <li>□ Spirochaete</li> <li>□ Mycoplasma</li> <li>□ Rickettsiae</li> <li>□ Chlamydiae</li> </ul> </li> <li>• Viruses</li> <li>• Fungi -Superficial and Deep mycoses</li> <li>• Parasites</li> <li>• Rodents &amp; vectors</li> </ul> <p>Characteristics, Source, portal of entry, transmission of infection</p> <p>Identification of disease producing micro-organisms</p> <p>Collection, handling and transportation of various specimens</p>	<ul style="list-style-type: none"> <li>• Lecture</li> <li>• Discussion</li> <li>• Demonstration</li> <li>• Clinical practice</li> </ul>	<ul style="list-style-type: none"> <li>• Short answers</li> <li>• Objective type</li> </ul>
V	8	4	Explain the concept of immunity, hyper sensitivity and immunization	<p><b>Immunity</b></p> <ul style="list-style-type: none"> <li>• Immunity-Types, classification</li> <li>• Antigen and antibody reaction</li> <li>• Hypersensitivity – skin test</li> <li>• Serological tests</li> <li>• Immunoprophylaxis</li> </ul>	<ul style="list-style-type: none"> <li>• Lecture</li> <li>• Discussion</li> <li>• Demonstration</li> <li>• Clinical practice</li> </ul>	<ul style="list-style-type: none"> <li>• Short answers</li> <li>• Objective type</li> </ul>

Unit	Time (Hrs)		Learning Objectives	Content	Teaching Learning Activities	Assessment methods
	Th.	Pr.				
				<input type="checkbox"/> Vaccines & sera -Types & Classification, storage and handling, cold chain <input type="checkbox"/> Immunization for various diseases <input type="checkbox"/> Immunization Schedule		

# Introduction to Computers

Placement: First Year

Time: Theory – 45 Hours

**Course Description:** This course is designed for students to develop basic understanding of uses of computer and its applications in nursing.

Unit	Time (Hrs)		Learning Objective	Content	Teaching Learning Activities	Assessment methods
	Th.	Pr.				
I	3		<ul style="list-style-type: none"> <li>Identify &amp; define various concepts used in computer</li> <li>Identify application of computer in nursing</li> </ul>	<b>Introduction:</b> <ul style="list-style-type: none"> <li>Concepts of Computers</li> <li>Hardware and software; trends and technology</li> <li>Application of computers in nursing</li> </ul>	<ul style="list-style-type: none"> <li>Lecture</li> <li>Discussion</li> <li>Demonstration</li> </ul>	<ul style="list-style-type: none"> <li>Short answers</li> <li>Objective type</li> </ul>
II	6	20	<ul style="list-style-type: none"> <li>Describe and Use the Disk Operating System</li> <li>Demonstrate skill in the use of MS Office</li> </ul>	<ul style="list-style-type: none"> <li>Introduction to disk-operating system                             <ul style="list-style-type: none"> <li>□ DOS</li> <li>□ Windows (all version)</li> </ul> </li> <li>Introduction                             <ul style="list-style-type: none"> <li>□ MS-Word</li> <li>□ MS-Excel with pictorial presentation</li> <li>□ MS-Access</li> <li>□ MS-Power point</li> </ul> </li> </ul>	<ul style="list-style-type: none"> <li>Lecture</li> <li>Discussion</li> <li>Demonstration</li> <li>Practice session</li> </ul>	<ul style="list-style-type: none"> <li>Short answers</li> <li>Objective type</li> <li>Practical Exam</li> </ul>
III	2	3	<ul style="list-style-type: none"> <li>Demonstrate skill in using multi-media</li> <li>Identify features of computer aided teaching and testing</li> </ul>	<ul style="list-style-type: none"> <li>Multimedia; types &amp; uses</li> <li>Computer aided teaching &amp; testing.</li> </ul>	<ul style="list-style-type: none"> <li>Lecture</li> <li>Discussion</li> <li>Demonstration</li> </ul>	<ul style="list-style-type: none"> <li>Short answers</li> <li>Objective type</li> <li>Practical Exam and Viva Voce</li> </ul>
IV	1	3	<ul style="list-style-type: none"> <li>Demonstrate use of internet and Email</li> </ul>	<ul style="list-style-type: none"> <li>Use of Internet and: e-mail</li> </ul>	<ul style="list-style-type: none"> <li>Lecture</li> <li>Discussion</li> <li>Demonstration</li> <li>Practice Session</li> </ul>	<ul style="list-style-type: none"> <li>Short answers</li> <li>Objective type</li> <li>Practical Exam and Viva Voce</li> </ul>



Unit	Time (Hrs)		Learning Objective	Content	Teaching Learning Activities	Assessment methods
	Th.	Pr.				
V	2	2	<ul style="list-style-type: none"> <li>Describe and use the statistical packages</li> </ul>	<ul style="list-style-type: none"> <li>Statistical packages: types and their features</li> </ul>	<ul style="list-style-type: none"> <li>Lecture</li> <li>Discussion</li> <li>Demonstration</li> <li>Practice Session</li> </ul>	<ul style="list-style-type: none"> <li>Short answers</li> <li>Objective type</li> <li>Practical Exam and Viva Voce</li> </ul>
VI	1	2	<ul style="list-style-type: none"> <li>Describe the use of Hospital Management System</li> </ul>	<ul style="list-style-type: none"> <li>Hospital Management System: Types and uses</li> </ul>	<ul style="list-style-type: none"> <li>Lecture</li> <li>Discussion</li> <li>Demonstration</li> </ul>	<ul style="list-style-type: none"> <li>Short answers</li> <li>Objective type</li> <li>Practical Exam and Viva Voce</li> </ul>

# Sociology

Placement: Second Year

Time: Theory 60 Hours

**Course Description:** This course is designed to introduce the concepts of sociology related to community and social institutions in India and its relationship with health, illness and nursing.

Unit	Time (Hrs)	Learning Objectives	Content	Teaching Learning Activity	Assessment method
I	1	<ul style="list-style-type: none"> <li>State the importance of sociology in Nursing</li> </ul>	<b>Introduction</b> <ul style="list-style-type: none"> <li>Definition of Sociology</li> <li>Nature and Scope of the discipline</li> <li>Importance and application of Sociology in Nursing</li> </ul>	<ul style="list-style-type: none"> <li>Lecture</li> <li>Discussion</li> </ul>	<ul style="list-style-type: none"> <li>Essay type</li> <li>Short answers</li> </ul>
II	3	<ul style="list-style-type: none"> <li>Describe the inter-relationship of individual in society and community</li> </ul>	<b>Individual &amp; Society</b> <ul style="list-style-type: none"> <li>Society and Community</li> <li>Nature of Society</li> <li>Difference between Society and Community</li> <li>Process of Socialisation and individualization</li> <li>Personal disorganization</li> </ul>	<ul style="list-style-type: none"> <li>Lecture</li> <li>Discussion</li> </ul>	<ul style="list-style-type: none"> <li>Essay type</li> <li>Short answers</li> </ul>
III	3	<ul style="list-style-type: none"> <li>Describe the influence of culture and on health and disease</li> </ul>	<b>Culture</b> <ul style="list-style-type: none"> <li>Nature of culture</li> <li>Evolution of culture</li> <li>Diversity and uniformity of culture</li> <li>Culture and socialization</li> <li>Transcultural society</li> <li>Influence on health and disease</li> </ul>	<ul style="list-style-type: none"> <li>Lecture</li> <li>Discussion</li> <li>Panel Discussion</li> </ul>	<ul style="list-style-type: none"> <li>Essay type</li> <li>Short answers</li> </ul>
IV	4	<ul style="list-style-type: none"> <li>Identify various social groups and their interactions</li> </ul>	<b>Social groups and Processes</b> <ul style="list-style-type: none"> <li>The meaning and classification of groups</li> <li>Primary &amp; Secondary Group</li> <li>In-group V/s. Out-group, Class Tribe, Caste</li> <li>Economic, Political, Religious groups, Mob, Crowd, Public and Audience Interaction &amp; Social Processes</li> <li>Co-operation, Competition, Conflict</li> <li>Accommodation, Assimilation &amp; Isolation</li> </ul>	<ul style="list-style-type: none"> <li>Lecture</li> <li>Discussion</li> </ul>	<ul style="list-style-type: none"> <li>Essay type</li> <li>Short answers</li> </ul>

Unit	Time (Hrs)	Learning Objectives	Content	Teaching Learning Activity	Assessment method
V	6	<ul style="list-style-type: none"> <li>Explain the growth of population in India and its impact on health</li> </ul>	<b>Population</b> <ul style="list-style-type: none"> <li>Society and population</li> <li>Population distribution in India- Demographic characteristics</li> <li>Malthusian theory of Populations</li> <li>Population explosion in India and its impact on health status</li> <li>Family welfare programmes</li> </ul>	<ul style="list-style-type: none"> <li>Lecture</li> <li>Discussion</li> <li>Community identification</li> </ul>	<ul style="list-style-type: none"> <li>Essay type</li> <li>Short answers</li> <li>Assessment of report on community identification</li> </ul>
VI	5	<ul style="list-style-type: none"> <li>Describe the institutions of family and marriage in India</li> </ul>	<b>Family and Marriage</b> <ul style="list-style-type: none"> <li>Family- Functions</li> <li>Types-Joint, Nuclear, Blended and extended family: Characteristics</li> <li>The Modern Family – Changes, Problems-Dowry etc., Welfare Services</li> <li>Changes &amp; legislations on family and marriage in India - marriage acts</li> <li>Marriage: Forms and functions of marriage,</li> <li>Marriage and family problems in India</li> <li>Family, marriage and their influence on health and health practices</li> </ul>	<ul style="list-style-type: none"> <li>Lecture</li> <li>Discussion</li> <li>Family Case study</li> </ul>	<ul style="list-style-type: none"> <li>Essay type</li> <li>Short answers</li> <li>Assessment of family case study</li> </ul>
VII	7	<ul style="list-style-type: none"> <li>Describe the class and caste system and their influence on health and health practices</li> </ul>	<b>Social Stratification</b> <ul style="list-style-type: none"> <li>Meaning &amp; types of social stratification</li> <li>The Indian Caste System-origin &amp; features</li> <li>Features of Caste in India Today</li> <li>Social Class system and status</li> <li>Social Mobility-Meaning &amp; Types</li> <li>Race as a biological concept, criteria of racial classification</li> <li>Salient features of Primary races- Racism</li> <li>Influence of Class, Caste and Race on health and health practices</li> </ul>	<ul style="list-style-type: none"> <li>Lecture</li> <li>Discussion</li> <li>Community survey</li> </ul>	<ul style="list-style-type: none"> <li>Essay type</li> <li>Short answers</li> <li>Assessment of report on community survey</li> </ul>
VIII	6	<ul style="list-style-type: none"> <li>Describe the types of communities</li> </ul>	<b>Types of Communities in India (Rural, Urban and Regional)</b> <ul style="list-style-type: none"> <li>Features of village community &amp;</li> </ul>	<ul style="list-style-type: none"> <li>Lecture</li> <li>Discussion</li> </ul>	<ul style="list-style-type: none"> <li>Essay type</li> <li>Short answers</li> </ul>

Unit	Time (Hrs)	Learning Objectives	Content	Teaching Learning Activity	Assessment method
		in India, their practices and the impact on health	Characteristics of Indian villages- Panchayat system, social dynamics <ul style="list-style-type: none"> <li>• Community Development project &amp; planning</li> <li>• Changes in Indian Rural Life</li> <li>• Availability of health facilities in rural and its impact on health and health practices</li> <li>• Urban – Community – features</li> <li>• The growth of cities: Urbanisation and its impact on health and health practices</li> <li>• Major Urban problems- Urban Slums</li> <li>• Region: Problems and impact on Health</li> </ul>	<ul style="list-style-type: none"> <li>• Visits to rural and urban community</li> <li>• Community survey</li> </ul>	<ul style="list-style-type: none"> <li>• Assessment of report on community survey</li> </ul>
IX	4	<ul style="list-style-type: none"> <li>• Explain the process of Social Change</li> </ul>	<b>Social Change</b> <ul style="list-style-type: none"> <li>• Nature and process of Social Change</li> <li>• Factors influencing Social change: cultural change, Cultural lag.</li> <li>• Introduction to Theories of social change : Linear, Cyclical, Marxian, Functional</li> </ul> Role of nurse-Change agents	<ul style="list-style-type: none"> <li>• Lecture Discussion</li> </ul>	<ul style="list-style-type: none"> <li>• Essay type</li> <li>• Short answers</li> </ul>
X	4	<ul style="list-style-type: none"> <li>• Describe the Social system and inter-relationship of social organizations</li> </ul>	<b>Social organization and social system</b> <ul style="list-style-type: none"> <li>• Social organization: elements, types</li> <li>• Democratic and authoritarian modes of participation,</li> <li>• Voluntary associations</li> <li>• Social system: Definition and Types of social system</li> <li>• Role and Status as structural elements of social system</li> <li>• Inter-relationship of institutions</li> </ul>	<ul style="list-style-type: none"> <li>• Lecture Discussion</li> <li>• Observation visits</li> </ul>	<ul style="list-style-type: none"> <li>• Essay type</li> <li>• Short answers</li> <li>• Assessment of visit reports</li> </ul>
XI	2	<ul style="list-style-type: none"> <li>• Explain the nature and process of social control</li> </ul>	<b>Social Control</b> <ul style="list-style-type: none"> <li>• Nature and process of social control</li> <li>• Political, Legal, Religious, Educational, Economic,</li> </ul>	<ul style="list-style-type: none"> <li>• Lecture Discussion</li> <li>• Community survey</li> </ul>	<ul style="list-style-type: none"> <li>• Essay type</li> <li>• Short answers</li> <li>• Assessment</li> </ul>

Unit	Time (Hrs)	Learning Objectives	Content	Teaching Learning Activity	Assessment method
			Industrial and Technological systems, Norms & Values- Folkways & Mores Customs, Laws and fashion Role of nurse		of report on community survey
XII	15	<ul style="list-style-type: none"> <li>Describe the role of the nurse in dealing with social problems in India</li> </ul>	<b>Social Problems</b> <ul style="list-style-type: none"> <li>Social disorganization</li> <li>Control &amp; planning: poverty, housing, illiteracy, food supplies, prostitution, rights of women &amp; children, vulnerable groups: Elderly, handicapped, minority groups and other marginalized groups, child labour, child abuse, delinquency and crime, substance abuse, HIV/AIDS.</li> <li>Social Welfare programmes in India</li> </ul> Role of nurse	<ul style="list-style-type: none"> <li>Lecture</li> <li>Discussion</li> <li>Institutional visits</li> </ul>	<ul style="list-style-type: none"> <li>Essay type</li> <li>Short answers</li> <li>Assessment of visit reports</li> </ul>

# Pharmacology

**Placement:** Second Year

**Time:** Theory - 45 Hours

**Course Description:** This course is designed to enable students to acquire understanding of pharmaco-dynamics, pharmacokinetics, principles of therapeutics and nursing implications.

Unit	Time (Hrs)	Learning Objectives	Content	Teaching learning Activities	Assessment Methods
I	3	<ul style="list-style-type: none"> <li>Describe pharmaco-dynamics, pharmacokinetics, classification and the principles of drug administration</li> </ul>	<b>Introduction to pharmacology</b> <ul style="list-style-type: none"> <li>Definitions</li> <li>Sources</li> <li>Terminology used</li> <li>Types: Classification</li> <li>Pharmacodynamics: Actions, therapeutic,</li> <li>Adverse, toxic</li> <li>Pharmacokinetics: absorption, distribution, metabolism, interaction, excretion</li> <li>Review: Routes and principles of administration of drugs</li> <li>Indian pharmacopoeia: Legal issues</li> <li>Rational use of drugs</li> <li>Principles of therapeutics</li> </ul>	<ul style="list-style-type: none"> <li>Lecture</li> <li>Discussion</li> </ul>	<ul style="list-style-type: none"> <li>Short answers</li> <li>Objective type</li> </ul>
II	6	<ul style="list-style-type: none"> <li>Explain chemotherapy of specific infections and infestations and nurse's responsibilities</li> </ul>	<b>Chemotherapy</b> <ul style="list-style-type: none"> <li>Pharmacology of commonly used;               <ul style="list-style-type: none"> <li>□ Penicillin</li> <li>□ Cephalosporins.</li> <li>□ Aminoglycosides</li> <li>□ Macrolide &amp; Broad Spectrum Antibiotics</li> <li>□ Sulfonamides</li> <li>□ Quinolones.</li> <li>□ Antiamoebic</li> <li>□ Antimalarials</li> <li>□ Anthelmintics</li> <li>□ Antiscabies agents</li> <li>□ Antiviral &amp; anti-fungal agents.</li> <li>□ Antitubercular drugs</li> <li>□ Anti leprosy drugs</li> <li>□ Anticancer drugs</li> <li>□ Immuno-suppressants</li> </ul> </li> <li>Composition, action, dosage, route, indications, contraindications, drug interactions, side effects, adverse effects, toxicity and role of nurse</li> </ul>	<ul style="list-style-type: none"> <li>Lecture</li> <li>Discussion</li> <li>Drug study/presentation</li> </ul>	<ul style="list-style-type: none"> <li>Short answers</li> <li>Objective type</li> </ul>

Unit	Time (Hrs)	Learning Objectives	Content	Teaching learning Activities	Assessment Methods
III	2	<ul style="list-style-type: none"> <li>Describe Antiseptics, disinfectants, insecticides and nurse's responsibilities</li> </ul>	<b>Pharmacology of commonly used antiseptics, disinfectants and insecticides</b> <ul style="list-style-type: none"> <li>Antiseptics; Composition, action, dosage, route, indications, contraindications, drug interactions, side effects, adverse effects, toxicity and role of nurse</li> <li>Disinfectants</li> <li>Insecticides</li> </ul>	<ul style="list-style-type: none"> <li>Lecture</li> <li>Discussion</li> <li>Drug study/presentation</li> </ul>	<ul style="list-style-type: none"> <li>Short answers</li> <li>Objective type</li> </ul>
IV	2	<ul style="list-style-type: none"> <li>Describe Drugs acting on Gastro Intestinal system and nurse's responsibilities</li> </ul>	<b>Drugs acting on G.I. system</b> <ul style="list-style-type: none"> <li>Pharmacology of commonly used- <ul style="list-style-type: none"> <li>Antiemetics,</li> <li>Emetics</li> <li>Purgatives</li> <li>Antacids</li> <li>Cholinergic</li> <li>Anticholinergics</li> <li>Fluid and electrolyte therapy</li> <li>Anti diarrhoeals</li> <li>Histamines</li> </ul> </li> <li>Composition, action, dosage, route, indications, contraindications, drug interactions, side effects, adverse effects, toxicity and role of nurse</li> </ul>	<ul style="list-style-type: none"> <li>Lecture</li> <li>Discussion</li> <li>Drug study/presentation</li> </ul>	<ul style="list-style-type: none"> <li>Short answers</li> <li>Objective type</li> </ul>
V	2	<ul style="list-style-type: none"> <li>Describe Drugs used on Respiratory Systems and nurse's responsibilities</li> </ul>	<b>Drugs used on Respiratory Systems</b> <ul style="list-style-type: none"> <li>Pharmacology of commonly used- <ul style="list-style-type: none"> <li>Antiasthmatics</li> <li>Mucolytics</li> <li>Decongestants</li> <li>Expectorants</li> <li>Antitussives</li> <li>Bronchodilators</li> <li>Broncho constrictors</li> <li>Antihistamines</li> </ul> </li> <li>Composition, action, dosage, route, indications, contraindications, drug interactions, side effects, adverse effects, toxicity and role of nurse</li> </ul>	<ul style="list-style-type: none"> <li>Lecture</li> <li>Discussion</li> <li>Drug study/presentation</li> </ul>	<ul style="list-style-type: none"> <li>Short answers</li> <li>Objective type</li> </ul>
VI	2	<ul style="list-style-type: none"> <li>Describe Drugs used on Urinary System and nurse's responsibilities</li> </ul>	<b>Drugs used on Urinary System</b> <ul style="list-style-type: none"> <li>Pharmacology of commonly used- <ul style="list-style-type: none"> <li>Diuretics and antidiuretics</li> <li>Urinary antiseptics</li> <li>Cholinergic and anticholinergics</li> </ul> </li> </ul>	<ul style="list-style-type: none"> <li>Lecture</li> <li>Discussion</li> <li>Drug study/presentation</li> </ul>	<ul style="list-style-type: none"> <li>Short answers</li> <li>Objective type</li> </ul>

Unit	Time (Hrs)	Learning Objectives	Content	Teaching learning Activities	Assessment Methods
			<ul style="list-style-type: none"> <li>□ Acidifiers and alkalizers</li> </ul> Composition, action, dosage, route, indications, contraindications, drug interactions, side effects, adverse effects, toxicity and role of nurse		
VII	4	<ul style="list-style-type: none"> <li>• Describe Drugs used in Dead diction, emergency, deficiency of vitamins &amp; minerals, poisoning, for immunization and immuno-suppression and nurse's responsibilities</li> </ul>	<b>Miscellaneous</b> <ul style="list-style-type: none"> <li>• Drugs used in de-addiction</li> <li>• Drugs used in CPR and emergency</li> <li>• Vitamins and minerals</li> <li>• Immunosuppressants</li> <li>• Antidotes</li> <li>• Antivenom</li> <li>• Vaccines and sera</li> </ul>	<ul style="list-style-type: none"> <li>• Lecture</li> <li>• Discussion</li> <li>• Drug study/presentation</li> </ul>	<ul style="list-style-type: none"> <li>• Short answers</li> <li>• Objective type</li> </ul>
VIII	1	<ul style="list-style-type: none"> <li>• Describe Drugs used on skin and mucous membranes and nurse's responsibilities</li> </ul>	<b>Drugs used on skin and mucous membranes</b> <ul style="list-style-type: none"> <li>• Topical applications for skin, eye, ear, nose and buccal cavity</li> </ul> <b>Antipruritics</b> Composition, action, dosage, route, indications, contraindications, drug interactions, side effects, adverse effects, toxicity and role of nurse	<ul style="list-style-type: none"> <li>• Lecture</li> <li>• Discussion</li> <li>• Drug study / presentation</li> </ul>	<ul style="list-style-type: none"> <li>• Short answers</li> <li>• Objective type</li> </ul>
IX	8	<ul style="list-style-type: none"> <li>• Describe Drugs used on Nervous System and nurse's responsibilities.</li> </ul>	<b>Drugs acting on Nervous system</b> <ul style="list-style-type: none"> <li>• Basic &amp; applied pharmacology of commonly used:</li> <li>• Analgesics and Anaesthetics               <ul style="list-style-type: none"> <li>□ Analgesics                   <ul style="list-style-type: none"> <li>- Non steroidal anti-inflammatory (NSAID) drugs</li> </ul> </li> <li>□ Antipyretics</li> <li>□ Hypnotics and Sedatives                   <ul style="list-style-type: none"> <li>- Opioids</li> <li>- Non-Opioids</li> <li>- Tranquilizers</li> <li>- General &amp; local anesthetics</li> <li>- Gases: oxygen, nitrous oxide, carbon-dioxide</li> </ul> </li> </ul> </li> <li>• Cholinergic and anti-cholinergics:               <ul style="list-style-type: none"> <li>□ Muscle relaxants</li> </ul> </li> </ul>	<ul style="list-style-type: none"> <li>• Lecture</li> <li>• Discussion</li> <li>• Drug study / presentation</li> </ul>	<ul style="list-style-type: none"> <li>• Short answers</li> <li>• Objective type</li> </ul>



Unit	Time (Hrs)	Learning Objectives	Content	Teaching learning Activities	Assessment Methods
			<ul style="list-style-type: none"> <li>□ Major tranquilizers</li> <li>□ Anti-psychotics</li> <li>□ Antidepressants</li> <li>□ Anticonvulsants</li> <li>□ Adrenergics</li> <li>□ Noradrenergics</li> <li>□ Mood stabilizers</li> <li>□ Acetylcholine</li> <li>□ Stimulants</li> </ul> <p>Composition, action, dosage, route, indications, contraindications, drug interactions, side effects, adverse effects, toxicity and role of nurse</p>		
X	5	<ul style="list-style-type: none"> <li>• Describe Drugs used on Cardiovascular System and nurse's responsibilities</li> </ul>	<p><b>Cardiovascular drugs</b></p> <ul style="list-style-type: none"> <li>• Haematinics</li> <li>• Cardiotonics,</li> <li>• Anti anginals</li> <li>• Anti-hypertensives &amp; Vasodilators</li> <li>• Anti-arrhythmics</li> <li>• Plasma expanders</li> <li>• Coagulants &amp; anticoagulants</li> <li>• Antiplatelets &amp; thrombolytics</li> <li>• Hypolipidemics</li> </ul> <p>Composition, action, dosage, route, indications, contraindications, drug interactions, side effects, adverse effects, toxicity and role of nurse</p>	<ul style="list-style-type: none"> <li>• Lecture</li> <li>• Discussion</li> <li>• Drug study / presentation</li> </ul>	<ul style="list-style-type: none"> <li>• Short answers</li> <li>• Objective type</li> </ul>
XI	4	<ul style="list-style-type: none"> <li>• Describe drugs used for hormonal disorders and supplementation, contraception and medical termination of pregnancy and nurse's responsibilities</li> </ul>	<p><b>Drugs used for hormonal disorders and supplementation, contraception and medical termination of pregnancy</b></p> <ul style="list-style-type: none"> <li>• Insulins &amp; Oral hypoglycemics</li> <li>• Thyroid supplements and suppressants</li> <li>• Steroids, Anabolics</li> <li>• Uterine stimulants and relaxants</li> <li>• Oral contraceptives</li> <li>• Other estrogen-progesterone preparations</li> <li>• Corticotrophine &amp; Gonadotropines</li> <li>• Adrenaline</li> <li>• Prostaglandins</li> <li>• Calcitonins</li> <li>• Calcium salts</li> </ul>	<ul style="list-style-type: none"> <li>• Lecture</li> <li>• Discussion</li> <li>• Drug study / presentation</li> </ul>	<ul style="list-style-type: none"> <li>• Short answers</li> <li>• Objective type</li> </ul>

Unit	Time (Hrs)	Learning Objectives	Content	Teaching learning Activities	Assessment Methods
			<ul style="list-style-type: none"> <li>• Calcium regulators</li> </ul> Composition, action, dosage, route, indications, contraindications, drug interactions, side effects, adverse effects, toxicity and role of nurse		
XII	6	<ul style="list-style-type: none"> <li>• Demonstrate awareness of the common drugs used in alternative system of medicine</li> </ul>	<b>Introduction to Drugs used in alternative systems of medicine:</b> <ul style="list-style-type: none"> <li>• Ayurveda, Homeopathy, Unani and Siddha etc</li> </ul>	<ul style="list-style-type: none"> <li>• Lecture</li> <li>• Discussion</li> <li>• Observational Visits</li> </ul>	<ul style="list-style-type: none"> <li>• Short answers</li> <li>• Objective type</li> </ul>



Time: Theory – 45 hours (Pathology 30 & Genetics 15 hrs)

# Pathology and Genetics

## Section A- Pathology

Placement: Second Year

Time: Theory – 30 hours

**Course Description:** This course is designed to enable students to acquire knowledge of pathology of various disease conditions and apply this knowledge in practice of nursing.

Unit	Time (Hrs)		Objectives	Content	Teaching Learning Activities	Assessment methods
	Th.	Pr.				
I	3		<ul style="list-style-type: none"> <li>Define the common terms used in pathology.</li> <li>Appreciate the deviations from normal to abnormal structure and functions of the body system.</li> </ul>	<ul style="list-style-type: none"> <li><b>Introduction</b> <ul style="list-style-type: none"> <li>Importance of the study of pathology</li> <li>Definition of terms</li> <li>Methods and techniques</li> <li>Cellular and Tissue changes</li> <li>Infiltration and regeneration</li> <li>Inflammations and Infections</li> <li>Wound healing</li> <li>Vascular changes</li> </ul> </li> <li>Cellular growth, Neoplasms               <ul style="list-style-type: none"> <li>Normal and Cancer cell</li> <li>Benign and Malignant growths</li> <li>In situ carcinoma</li> </ul> </li> <li>Disturbances of fluid and electrolyte imbalance</li> </ul>	<ul style="list-style-type: none"> <li>Lecture Discussion</li> <li>Explain using Charts</li> </ul>	<ul style="list-style-type: none"> <li>Short answers</li> <li>Objective type</li> </ul>
II	10	5	<ul style="list-style-type: none"> <li>Explain Pathological changes in disease conditions of various systems</li> </ul>	<p><b>Special pathology</b></p> <ul style="list-style-type: none"> <li>Pathological changes in disease conditions of various systems:</li> <li>Respiratory tract               <ul style="list-style-type: none"> <li>Tuberculosis, Bronchitis, Pleural effusion and pneumonia,</li> <li>Lung abscess, emphysema, bronchiectasis</li> </ul> </li> </ul>	<ul style="list-style-type: none"> <li>Lecture Discussion</li> <li>Explain using Charts, slides, specimen, X-rays and Scans</li> <li>Visit to Pathology lab, endoscopy unit and OT</li> </ul>	<ul style="list-style-type: none"> <li>Short answers</li> <li>Objective type</li> </ul>

Unit	Time (Hrs)		Objectives	Content	Teaching Learning Activities	Assessment methods
	Th.	Pr.				
				<input type="checkbox"/> Bronchial asthma, Chronic obstructive Pulmonary disease & tumours		
				<ul style="list-style-type: none"> <li>• Cardio-vascular system               <ul style="list-style-type: none"> <li><input type="checkbox"/> Pericardial effusion</li> <li><input type="checkbox"/> Rheumatic heart disease</li> <li><input type="checkbox"/> Infective endocarditis, atherosclerosis</li> <li><input type="checkbox"/> Ischemia, infarction &amp; aneurysm</li> </ul> </li> <li>• Gastro Intestinal Tract               <ul style="list-style-type: none"> <li><input type="checkbox"/> Peptic ulcer, typhoid</li> <li><input type="checkbox"/> Carcinoma of GI tract – buccal, Esophageal,</li> <li><input type="checkbox"/> Gastric &amp; intestinal</li> </ul> </li> <li>• Liver, Gall bladder &amp; pancreas               <ul style="list-style-type: none"> <li><input type="checkbox"/> Hepatitis, Chronic liver abscess, cirrhosis</li> <li><input type="checkbox"/> Tumours of liver, gall bladder and pancreas,</li> <li><input type="checkbox"/> Cholecystitis</li> </ul> </li> <li>• Kidneys &amp; Urinary tract               <ul style="list-style-type: none"> <li><input type="checkbox"/> Glomerulonephritis, pyelonephritis</li> <li><input type="checkbox"/> Calculi, renal failure, renal carcinoma &amp; cystitis</li> </ul> </li> <li>• Male genital systems               <ul style="list-style-type: none"> <li><input type="checkbox"/> Cryptorchidism, testicular atrophy</li> <li><input type="checkbox"/> Prostatic hyperplasia, carcinoma Penis &amp; prostate</li> </ul> </li> <li>• Female genital system               <ul style="list-style-type: none"> <li><input type="checkbox"/> Fibroids</li> <li><input type="checkbox"/> Carcinoma cervix and Endometrium</li> <li><input type="checkbox"/> Vesicular mole, choriocarcinoma</li> <li><input type="checkbox"/> Ectopic gestation</li> <li><input type="checkbox"/> Ovarian cyst &amp; tumours</li> </ul> </li> <li>• Cancer Breast</li> </ul>		

Unit	Time (Hrs)		Objectives	Content	Teaching Learning Activities	Assessment methods
	Th.	Pr.				
				<ul style="list-style-type: none"> <li>• Central Nervous system <ul style="list-style-type: none"> <li>□ Hydrocephalus, Meningitis, encephalitis,</li> <li>□ Vascular disorders – thrombosis, embolism</li> <li>□ Stroke, paraplegia, quadriplegia</li> <li>□ Tumours, meningiomas – gliomas</li> </ul> </li> <li>• Metastatic tumour</li> <li>• Skeletal system <ul style="list-style-type: none"> <li>□ Bone healing, osteoporosis, osteomyelitis</li> </ul> </li> <li>• Arthritis &amp; tumours</li> </ul>		
III	4	3	<ul style="list-style-type: none"> <li>• Describe various laboratory tests in assessment and monitoring of disease conditions</li> </ul>	<p><b>Clinical pathology</b></p> <ul style="list-style-type: none"> <li>• Various blood and bone marrow tests in assessment and monitoring of disease conditions <ul style="list-style-type: none"> <li>□ Hemoglobin</li> <li>□ RBC, White cell &amp; platelet counts</li> <li>□ Bleeding time, clotting time and prothrombine time</li> <li>□ Blood grouping and cross matching</li> <li>□ Blood chemistry</li> <li>□ Blood culture</li> <li>□ Serological and immunological tests</li> <li>□ Other blood tests</li> <li>□ Examination of Bone marrow</li> <li>□ Methods of collection of blood specimen for various clinical pathology, biochemistry, microbiology tests, inference and normal values</li> </ul> </li> </ul>	<ul style="list-style-type: none"> <li>• Lecture Discussion</li> <li>• Demonstration</li> <li>• Visit to Clinical Pathology &amp; Bio-Chemistry lab and Blood bank</li> </ul>	<ul style="list-style-type: none"> <li>• Short answers</li> <li>• Objective type</li> </ul>

Unit	Time (Hrs)		Objectives	Content	Teaching Learning Activities	Assessment methods
	Th.	Pr.				
IV	2	1	<ul style="list-style-type: none"> <li>Describe the laboratory tests for examination of body cavity fluids, transudates and exudates</li> </ul>	<p><b>Examination of body cavity fluids, transudates and exudates</b></p> <ul style="list-style-type: none"> <li>The laboratories tests used in CSF analysis</li> <li>Examination of other body cavity fluids, transudates and exudates – sputum, wound discharge etc</li> <li>Analysis of gastric and duodenal contents</li> <li>Analysis of semen-sperm count, motility and morphology and their importance in infertility</li> <li>Methods of collection of CSF and other cavity fluids specimen for various clinical pathology, biochemistry, microbiology tests, inference and normal values</li> </ul>	<ul style="list-style-type: none"> <li>Lecture Discussion</li> <li>Demonstration</li> </ul>	<ul style="list-style-type: none"> <li>Short answers</li> <li>Objective type</li> </ul>
V	1	1	<ul style="list-style-type: none"> <li>Describe the laboratory tests for examination of Urine and faeces</li> </ul>	<p><b>Urine and faeces</b></p> <ul style="list-style-type: none"> <li>Urine <ul style="list-style-type: none"> <li>Physical characteristics</li> <li>Analysis</li> <li>Culture and sensitivity</li> </ul> </li> <li>Faeces <ul style="list-style-type: none"> <li>Characteristics</li> <li>Stool examination: occult blood, ova, parasite and cyst, reducing substance etc.</li> </ul> </li> <li>Methods of collection for various tests, inference and normal values</li> </ul>	<ul style="list-style-type: none"> <li>Lecture Discussion</li> <li>Demonstration</li> </ul>	<ul style="list-style-type: none"> <li>Short answers</li> <li>Objective type</li> </ul>

## Section- B Genetics

Placement: Second

Time: Theory – 15 hours

**Course Description:** This course is designed to enable students to acquire understanding of Genetics, its role in causation and management of defects and diseases

Unit	Time (Hrs)	Objectives	Content	Teaching Learning Activities	Assessment methods
I	3	<ul style="list-style-type: none"> <li>Explain nature, principles and perspectives of heredity</li> </ul>	<p><b>Introduction:</b></p> <ul style="list-style-type: none"> <li>Practical application of genetics in Nursing</li> <li>Impact of genetic condition on families</li> <li>Review of cellular division mitosis and meiosis.</li> <li>Characteristics and structure of genes</li> <li>Chromosomes – sex determination</li> <li>Chromosomal aberrations</li> <li>Patterns of inheritance                             <ul style="list-style-type: none"> <li>Mendelian theory of inheritance</li> <li>Multiple allots and blood groups</li> <li>Sex linked inheritance</li> <li>Mechanism of inheritance</li> <li>Errors in transmission (Mutation)</li> </ul> </li> </ul>	<ul style="list-style-type: none"> <li>Lecture</li> <li>Discussion</li> <li>Explain using charts, slides</li> </ul>	<ul style="list-style-type: none"> <li>Short answers</li> <li>Objective type</li> </ul>
II	3	<ul style="list-style-type: none"> <li>Explain Maternal, prenatal and genetic influences on development of defects and diseases</li> </ul>	<p><b>Maternal, prenatal and genetic influences on development of defects and diseases</b></p> <ul style="list-style-type: none"> <li>Conditions affecting the mother: genetic and infections</li> <li>Consanguinity atopy</li> <li>Prenatal nutrition and food allergies.</li> <li>Maternal Age</li> <li>Maternal drug therapy</li> <li>Prenatal testing and diagnosis</li> <li>Effect of Radiation, drugs and chemicals</li> <li>Infertility</li> <li>Spontaneous abortion</li> </ul>	<ul style="list-style-type: none"> <li>Lecture</li> <li>Discussion</li> <li>Explain using charts, slides</li> </ul>	<ul style="list-style-type: none"> <li>Short answers</li> <li>Objective type</li> </ul>

Unit	Time (Hrs)	Objectives	Content	Teaching Learning Activities	Assessment methods
			<ul style="list-style-type: none"> <li>• Neural Tube Defects and the role of folic acid in lowering the risks</li> <li>• Down syndrome (Trisomy 21)</li> </ul>		
III	2	<ul style="list-style-type: none"> <li>• Explain the screening methods for genetic defects and diseases in neonates and children</li> </ul>	<b>Genetic testing in the neonates and children</b> <ul style="list-style-type: none"> <li>• Screening for <ul style="list-style-type: none"> <li>□ Congenital abnormalities</li> <li>□ Developmental delay</li> <li>□ Dysmorphism</li> </ul> </li> </ul>	<ul style="list-style-type: none"> <li>• Lecture</li> <li>• Discussion</li> <li>• Explain using charts, slides</li> </ul>	<ul style="list-style-type: none"> <li>• Short answers</li> <li>• Objective type</li> </ul>
IV	2	<ul style="list-style-type: none"> <li>• Identify genetic disorders in adolescents and adults</li> </ul>	<b>Genetic conditions of adolescents and adults</b> <ul style="list-style-type: none"> <li>• Cancer genetics – Familial Cancer</li> <li>• Inborn errors of metabolism</li> <li>• Blood group alleles and haematological disorder</li> <li>• Genetic haemochromatosis</li> <li>• Huntington's disease</li> <li>• Mental illness</li> </ul>	<ul style="list-style-type: none"> <li>• Lecture</li> <li>• Discussion</li> <li>• Explain using charts, slides</li> </ul>	<ul style="list-style-type: none"> <li>• Short answers</li> <li>• Objective type</li> </ul>
V	5	<ul style="list-style-type: none"> <li>• Describe the role of nurse in genetic services and counselling</li> </ul>	<b>Services related to Genetics</b> <ul style="list-style-type: none"> <li>• Genetic testing</li> <li>• Human genome project</li> <li>• Gene therapy</li> <li>• The Eugenics movement</li> <li>• Genetic Counselling</li> <li>Legal and Ethical issues</li> <li>Role of nurse</li> </ul>	<ul style="list-style-type: none"> <li>• Lecture</li> <li>• Discussion</li> </ul>	<ul style="list-style-type: none"> <li>• Short answers</li> <li>• Objective type</li> </ul>



# Medical Surgical Nursing (Adult including Geriatrics)-I

Placement: Second Year

Time: Theory - 210 hours  
Practical - 720 hours

**Course Description:** The purpose of this course is to acquire knowledge and develop proficiency in caring for patients with medical and surgical disorders in varieties of health care settings and at home.

Unit	Time (Hrs)	Learning Objectives	Content	Teaching Learning Activities	Assessment Methods
I	15	<ul style="list-style-type: none"> <li>• Appreciate the trends in medical and surgical nursing.</li> <li>• Describe the role of a nurse in caring for adult patient in hospital and community.</li> <li>• Describe the concepts of Medical Surgical asepsis</li> </ul>	<p><b>Introduction:</b></p> <ul style="list-style-type: none"> <li>• Introduction to medical surgical nursing- Evolution and trends of medical and surgical nursing</li> <li>• Review of Concepts of Health and illness Disease-concepts, causations, classification- International Classification Diseases (ICD- 10 or later version), Acute illness Chronic illness &amp; Terminal illness, stages of illness</li> <li>• Review of concepts of comprehensive nursing care in medical surgical conditions based on nursing process.</li> <li>• Role of Nurse, patient and family in care of adult patient</li> <li>• Role and responsibilities of a nurse in medical surgical settings:               <ul style="list-style-type: none"> <li><input type="checkbox"/> Outpatient department.</li> <li><input type="checkbox"/> In-patient unit</li> <li><input type="checkbox"/> Intensive care unit.</li> <li><input type="checkbox"/> Home and Community settings</li> </ul> </li> <li>• Introduction to Medical Surgical asepsis               <ul style="list-style-type: none"> <li><input type="checkbox"/> Inflammation and Infection</li> <li><input type="checkbox"/> Immunity</li> <li><input type="checkbox"/> Wound healing</li> </ul> </li> <li>• Care of Surgical Patient</li> </ul>	<ul style="list-style-type: none"> <li>• Lecture discussion</li> <li>• Demonstration</li> <li>• Practice session</li> <li>• Supervised clinical practice</li> </ul>	<ul style="list-style-type: none"> <li>• Short answers</li> <li>• Objective Type</li> <li>• Assessment of skills with check list</li> </ul>

Unit	Time (Hrs)	Learning Objectives	Content	Teaching Learning Activities	Assessment Methods
			<input type="checkbox"/> Pre-operative <input type="checkbox"/> Intra operative <input type="checkbox"/> Post Operative		
II	15	<ul style="list-style-type: none"> <li>Describe the common signs, symptoms, problems and their</li> <li>Specific nursing interventions</li> </ul>	<b>Common signs and symptoms and management</b> <ul style="list-style-type: none"> <li>Fluid and electrolyte imbalance.</li> <li>Vomiting</li> <li>Dyspnea and cough, respiratory obstruction</li> <li>Fever</li> <li>Shock</li> <li>Unconsciousness , Syncope</li> <li>Pain</li> <li>Incontinence</li> <li>Edema</li> <li>Age related problems- geriatric</li> </ul>	<ul style="list-style-type: none"> <li>Lecture discussion</li> <li>Seminar</li> <li>Case discussion</li> </ul>	<ul style="list-style-type: none"> <li>Short answers</li> <li>Objective Type</li> </ul>
III	20	<ul style="list-style-type: none"> <li>Describe the etiology, patho-physiology, clinical manifestations, diagnostic measures and management of patients (adults including elderly) with disorders of respiratory systems</li> </ul>	<b>Nursing management of patients (adults including elderly) with respiratory problems</b> <ul style="list-style-type: none"> <li>Review of anatomy and physiology of respiratory system,</li> <li>Nursing Assessment-History and Physical assessment</li> <li>Etiology, Pathophysiology, clinical manifestations, diagnosis, treatment modalities and medical, surgical, dietetics &amp; nursing management of adults including elderly with -               <ul style="list-style-type: none"> <li>Upper Respiratory tract infections.</li> <li>Bronchitis</li> <li>Asthma</li> <li>Emphysema</li> <li>Empyema</li> <li>Atelectasis</li> <li>Chronic Obstructive Pulmonary Diseases (COPD)</li> <li>Bronchiectasis</li> <li>Pneumonia</li> </ul> </li> </ul>	<ul style="list-style-type: none"> <li>Lecture discussion</li> <li>Explain using Charts, graphs</li> <li>Models, films, slides</li> <li>Demonstration</li> <li>Practice session</li> <li>Case discussions/Seminar</li> <li>Health education</li> <li>Supervised clinical practice</li> <li>Drug book /presentation</li> </ul>	<ul style="list-style-type: none"> <li>Essay type</li> <li>Short answers</li> <li>Objective type</li> <li>Assessment of skills with check list</li> <li>Assessment of patient management problem</li> </ul>

Unit	Time (Hrs)	Learning Objectives	Content	Teaching Learning Activities	Assessment Methods
			<ul style="list-style-type: none"> <li>□ Pulmonary tuberculosis</li> <li>□ Lung abscess</li> <li>□ Pleural effusion</li> <li>□ Cysts and Tumours</li> <li>□ Chest injuries</li> <li>□ Respiratory arrest and insufficiency</li> <li>□ Pulmonary embolism</li> </ul> Special therapies, alternative therapies Nursing procedures Drugs used in treatment of respiratory disorders		
IV	30	<ul style="list-style-type: none"> <li>• Describe the etiology, patho-physiology, clinical manifestations, diagnostic measures and management of patients (adults including elderly) with disorders of digestive systems</li> </ul>	<b>Nursing management of patient (adults including elderly) with disorders of digestive system .</b> <ul style="list-style-type: none"> <li>• Review of anatomy and physiology of digestive system</li> <li>• Nursing Assessment-History and Physical assessment</li> <li>• Etiology, Pathophysiology, clinical manifestations, diagnosis, treatment modalities and medical, surgical, dietetics &amp; nursing management</li> <li>• Disorders of               <ul style="list-style-type: none"> <li>□ Oral cavity- lips, gums, tongue, salivary glands and teeth</li> <li>□ Oesophagus –inflammation, stricture, obstruction, bleeding and tumours</li> <li>□ Stomach and deudenum- hiatus hernia, gastritis, peptic and deudenal ulcer, bleeding, tumours, pyloric stenosis</li> <li>□ Small intestinal disorders- inflammation and infection, entritis, malabsorption, obstruction, tumour and perforation</li> <li>□ Large intestinal disorders- Colitis, inflammation and infection, obstruction and tumour and lump</li> </ul> </li> </ul>	<ul style="list-style-type: none"> <li>• Lecture discussion</li> <li>• Explain using Charts, graphs</li> <li>• Models, films, slides</li> <li>• Demonstration</li> <li>• Practice session</li> <li>• Case discussions/Seminar</li> <li>• Health education</li> <li>• Supervised clinical practice</li> <li>• Drug book /presentation</li> </ul>	<ul style="list-style-type: none"> <li>• Essay type</li> <li>• Short answers</li> <li>• Objective type</li> <li>• Assessment of skills with check list</li> <li>• Assessment of patient management problem</li> </ul>

Unit	Time (Hrs)	Learning Objectives	Content	Teaching Learning Activities	Assessment Methods
			<ul style="list-style-type: none"> <li>□ Hernias</li> <li>□ Appendix-inflammation, mass, abscess, rupture</li> <li>□ Anal &amp; Rectum; hemorrhoides, fissures, Fistulas</li> <li>□ Peritonitis/acute abdomen</li> <li>□ Pancreas; inflammation, cyst, abscess and tumours</li> <li>□ Liver; inflammation, cyst, abscess, cirrhosis, portal hypertension, hepatic failure, tumours</li> <li>□ Gall Bladder; inflammation, obstruction, stones and tumours</li> </ul> <p>Special therapies, alternative therapies Nursing procedures Drugs used in treatment of disorders of digestive system</p>		
V	30	<ul style="list-style-type: none"> <li>• Describe the etiology, patho physiology, clinical manifestations, diagnostic measures and management of patients (adults including elderly) with blood and cardio vascular problems</li> <li>• Describes the vascular conditions and its nursing management</li> </ul>	<p><b>Nursing management of patient (adults including elderly) with blood and cardio vascular problems</b></p> <ul style="list-style-type: none"> <li>• Review of anatomy and physiology of blood and cardio vascular system,</li> <li>• Nursing Assessment-History and Physical assessment</li> <li>• Etiology, Pathophysiology, clinical manifestations, diagnosis, treatment modalities and medical, surgical, dietetics &amp; nursing management of -</li> <li>• Vascular system <ul style="list-style-type: none"> <li>□ Hypertension, Hypotension</li> <li>□ Artherosclerosis</li> <li>□ Raynaud's disease</li> <li>□ Aneurism and Perpherial vascular disorders</li> </ul> </li> </ul> <p><b>Heart</b></p> <ul style="list-style-type: none"> <li>• Coronary artery diseases <ul style="list-style-type: none"> <li>□ Ischemic Heart Disease</li> <li>□ Cornory atherosclerosis</li> </ul> </li> </ul>	<ul style="list-style-type: none"> <li>• Lecture discussion</li> <li>• Explain using Charts, graphs</li> <li>• Models, films, slides</li> <li>• Demonstration</li> <li>• Practice session</li> <li>• Case discussions/Seminar</li> <li>• Health education</li> <li>• Supervised clinical practice</li> <li>• Drug book /presentation</li> <li>• Visit to blood bank</li> <li>• Participation in blood donation camps</li> <li>• Counseling</li> </ul>	<ul style="list-style-type: none"> <li>• Essay type</li> <li>• Short answers</li> <li>• Objective type</li> <li>• Assessment of skills with check list</li> <li>• Assessment of patient management problem</li> </ul>

Unit	Time (Hrs)	Learning Objectives	Content	Teaching Learning Activities	Assessment Methods
			<ul style="list-style-type: none"> <li><input type="checkbox"/> Angina pectoris</li> <li><input type="checkbox"/> Myocardial infarction</li> <li>• Valvular disorders of the heart               <ul style="list-style-type: none"> <li><input type="checkbox"/> Congenital and acquired</li> <li><input type="checkbox"/> Rheumatic Heart diseases</li> </ul> </li> <li>• Endocarditis, Pericarditis Myocarditis</li> <li>• Cardio Myopathies</li> <li>• Cardiac dysrhythmias, Heart Block</li> <li>• Congestive cardiac failure               <ul style="list-style-type: none"> <li><input type="checkbox"/> Cor-pulmonale, pulmonary edema, cardiogenic shock, cardiac tamponade</li> </ul> </li> <li>• Cardiac emergencies and arrest</li> <li>• Cardio Pulmonary Resuscitation (CPR)</li> <li>• Blood               <ul style="list-style-type: none"> <li><input type="checkbox"/> Anaemias</li> <li><input type="checkbox"/> Polycythemia</li> <li><input type="checkbox"/> Bleeding disorders; clotting factor defects and platelets defects</li> <li><input type="checkbox"/> Thalassemia</li> <li><input type="checkbox"/> Leukaemias</li> <li><input type="checkbox"/> Leukopenias and agranulocytosis</li> <li><input type="checkbox"/> Lymphomas</li> <li><input type="checkbox"/> Myelomas</li> </ul> </li> <li>• Special therapies               <ul style="list-style-type: none"> <li><input type="checkbox"/> Blood transfusion, safety checks, procedure and requirements, management of adverse transfusion reaction, records for blood transfusion.</li> <li><input type="checkbox"/> Management and counselling of blood donors, phlebotomy procedure, and post donation management. Blood bank functioning and hospital transfusion committee. Bio-safety and waste management in relation to blood transfusion</li> </ul> </li> </ul>		

Unit	Time (Hrs)	Learning Objectives	Content	Teaching Learning Activities	Assessment Methods
			<ul style="list-style-type: none"> <li>□ Role of a nurse in Organ donation, retrieval and banking</li> <li>Alternative therapies</li> <li>Nursing procedures</li> <li>Drugs used in treatment of blood and cardio vascular disorders</li> </ul>		
VI	10	<ul style="list-style-type: none"> <li>• Describe the etiology, patho physiology, clinical manifestations, diagnostic measures and management of patients (adults including elderly) with disorders of genito-urinary system</li> </ul>	<p><b>Nursing management of patient (adults including elderly) with genito-urinary problems</b></p> <ul style="list-style-type: none"> <li>• Review of anatomy and physiology of genito-urinary system</li> <li>• Nursing Assessment-History and Physical assessment</li> <li>• Etiology, Pathophysiology, clinical manifestations, diagnosis, treatment modalities and medical, surgical, dietetics &amp; nursing management of- <ul style="list-style-type: none"> <li>• Nephritis</li> <li>• Nephrotic syndrome</li> <li>• Nephrosis</li> <li>• Renal calculus</li> <li>• Tumours</li> <li>• Acute renal failure</li> <li>• Chronic renal failure</li> <li>• End stage renal disease</li> <li>• Dialysis, renal transplant</li> <li>• Congenital disorders, urinary infections</li> <li>• Benign prostate hypertrophy.</li> <li>• Disorders of ureter, urinary bladder and urethra-inflammation, infection, stricture, obstruction, tumour, prostate</li> </ul> </li> <li>Special therapies, alternative therapies</li> <li>Nursing procedures</li> <li>Drugs used in treatment of genito-urinary disorders</li> </ul>	<ul style="list-style-type: none"> <li>• Lecture discussion</li> <li>• Explain using Charts, graphs</li> <li>• Models, films, slides</li> <li>• Demonstration</li> <li>• Practice session</li> <li>• Case discussions/Seminar</li> <li>• Health education</li> <li>• Supervised clinical practice</li> <li>• Drug book /presentation</li> </ul>	<ul style="list-style-type: none"> <li>• Essay type</li> <li>• Short answers</li> <li>• Objective type</li> <li>• Assessment of skills with check list</li> <li>• Assessment of patient management problem</li> </ul>
VII	5	<ul style="list-style-type: none"> <li>• Describe the etiology, patho-physiology,</li> </ul>	<p><b>Nursing management of disorders of male(adults including elderly) reproductive system</b></p>	<ul style="list-style-type: none"> <li>• Lecture discussion</li> <li>• Explain using</li> </ul>	<ul style="list-style-type: none"> <li>• Essay type</li> <li>• Short answers</li> </ul>

Unit	Time (Hrs)	Learning Objectives	Content	Teaching Learning Activities	Assessment Methods
		clinical manifestations, diagnostic measures and management of patients (adults including elderly) with disorders of male reproductive system	<ul style="list-style-type: none"> <li>• Review of anatomy and physiology of male reproductive system</li> <li>• Nursing Assessment-History and Physical assessment</li> <li>• Etiology, Pathophysiology, clinical manifestations, diagnosis, treatment modalities and medical, surgical, dietetics &amp; nursing management of disorders of male reproductive system</li> <li>• Congenital malformations; cryptorchidism</li> <li>• Hypospadiasis, Epispadiasis</li> <li>• Infections</li> <li>• Testis and adjacent structures</li> <li>• Penis</li> <li>• Prostate: inflammation, infection, hypertrophy, tumour</li> <li>• Sexual Dysfunction</li> <li>• Infertility</li> <li>• Contraception</li> <li>• Breast; gynecomastia, tumour</li> <li>• Climacteric changes</li> </ul> <p>Special therapies, alternative therapies</p> <p>Nursing procedures</p> <p>Drugs used in treatment of disorders of male reproductive system</p>	<ul style="list-style-type: none"> <li>• Charts, graphs</li> <li>• Models, films, slides</li> <li>• Demonstration</li> <li>• Practice session</li> <li>• Case discussions/Seminar</li> <li>• Health education</li> <li>• Supervised clinical practice</li> <li>• Drug book /presentation</li> </ul>	<ul style="list-style-type: none"> <li>• Objective type</li> <li>• Assessment of skills with check list</li> <li>• Assessment of patient management problem</li> </ul>
VIII	10	• Describe the etiology, patho physiology, clinical manifestations, diagnostic measures and management of patients (adults including elderly) with disorders of endocrine system	<p><b>Nursing management of patient(adults including elderly) with disorders of endocrine system</b></p> <ul style="list-style-type: none"> <li>• Review of anatomy and physiology of endocrine system</li> <li>• Nursing Assessment-History and Physical assessment</li> <li>• Etiology, Pathophysiology, clinical manifestations, diagnosis, treatment modalities and medical, surgical, dietetics &amp; nursing management of -</li> </ul>	<ul style="list-style-type: none"> <li>• Lecture discussion</li> <li>• Explain using Charts, graphs</li> <li>• Models, films, slides</li> <li>• Demonstration</li> <li>• Practice session</li> <li>• Case discussions/Seminar</li> <li>• Health education</li> <li>• Supervised clinical practice</li> </ul>	<ul style="list-style-type: none"> <li>• Essay type</li> <li>• Short answers</li> <li>• Objective type</li> <li>• Assessment of skills with check list</li> <li>• Assessment of patient management problem</li> </ul>

Unit	Time (Hrs)	Learning Objectives	Content	Teaching Learning Activities	Assessment Methods
			<ul style="list-style-type: none"> <li>□ Disorders of Thyroid and Parathyroid</li> <li>□ Diabetes mellitus</li> <li>□ Diabetes insipidus</li> <li>□ Adrenal tumour</li> <li>□ Pituitary disorders.</li> </ul> <p>Special therapies, alternative therapies</p> <p>Nursing procedures</p> <p>Drugs used in treatment of disorders of endocrine system</p>	<ul style="list-style-type: none"> <li>• Drug book /presentation</li> </ul>	
IX	10	<ul style="list-style-type: none"> <li>• Describe the etiology, patho physiology, clinical manifestations, diagnostic measures and management of patients (adults including elderly) with disorders of Skin</li> </ul>	<p><b>Nursing management of patient (adults including elderly) with disorders of Integumentary system</b></p> <ul style="list-style-type: none"> <li>• Review of anatomy and physiology of Skin and its appendages</li> <li>• Nursing Assessment-History and Physical assessment</li> <li>• Etiology, Pathophysiology, clinical manifestations, diagnosis, treatment modalities and medical, surgical, dietetics &amp; nursing management of disorders of skin and its appendages – <ul style="list-style-type: none"> <li>□ Lesions and abrasions</li> <li>□ Infection and infestations; Dermatitis</li> <li>□ Dermatoses; infectious and Non infectious</li> <li>“inflammatory dermatoses” <ul style="list-style-type: none"> <li>□ Acne Vulgaris</li> <li>□ Allergies and Eczema</li> <li>□ Psoriasis</li> <li>□ Malignant melanoma</li> <li>□ Alopecia</li> </ul> </li> </ul> </li> </ul> <p>Special therapies, alternative therapies</p> <p>Nursing procedures</p> <p>Drugs used in treatment of disorders of Integumentary system</p>	<ul style="list-style-type: none"> <li>• Lecture discussion</li> <li>• Explain using Charts, graphs</li> <li>• Models, films, slides</li> <li>• Demonstration</li> <li>• Practice session</li> <li>• Case discussions/Seminar</li> <li>• Health education</li> <li>• Supervised clinical practice</li> <li>• Drug book /presentation</li> </ul>	<ul style="list-style-type: none"> <li>• Essay type</li> <li>• Short answers</li> <li>• Objective type</li> <li>• Assessment of skills with check list</li> <li>• Assessment of patient management problem</li> </ul>



Unit	Time (Hrs)	Learning Objectives	Content	Teaching Learning Activities	Assessment Methods
X	15	<ul style="list-style-type: none"> <li>Describe the etiology, pathophysiology, clinical manifestations, diagnostic measures and management of patients (adults including elderly) with disorders of musculoskeletal system</li> </ul>	<p><b>Nursing management of patient (adults including elderly) with musculoskeletal problems</b></p> <ul style="list-style-type: none"> <li>Review of anatomy and physiology of musculoskeletal system,</li> <li>Nursing Assessment-History and Physical assessment</li> <li>Etiology, Pathophysiology, clinical manifestations, diagnosis, treatment modalities and medical, surgical, dietetics &amp; nursing management of -</li> <li>Disorders of: <ul style="list-style-type: none"> <li>Muscles, Ligaments and Joints - inflammation, infection, trauma</li> <li>Bones-inflammation, infection, dislocation, fracture, tumour and trauma</li> <li>Osteomalacia and osteoporosis</li> <li>Arthritis</li> <li>Congenital deformities</li> <li>Spinal column- defects and deformities, Tumor, Prolapsed inter vertebral disc, pott's spine</li> <li>Paget's disease</li> </ul> </li> <li>Amputation</li> <li>Prosthesis</li> <li>Transplant &amp; replacement surgeries</li> <li>Rehabilitation. Special therapies, alternative therapies</li> <li>Nursing procedures</li> <li>Drugs used in treatment of disorders of musculoskeletal system</li> </ul>	<ul style="list-style-type: none"> <li>Lecture discussion</li> <li>Explain using Charts, graphs</li> <li>Models, films, slides</li> <li>Demonstration</li> <li>Practice session</li> <li>Case discussions/Seminar</li> <li>Health education</li> <li>Supervised clinical practice</li> <li>Drug book /presentation</li> </ul>	<ul style="list-style-type: none"> <li>Essay type</li> <li>Short answers</li> <li>Objective type .</li> <li>Assessment of skills with check list</li> <li>Assessment of patient management problem</li> </ul>
XI	10	<ul style="list-style-type: none"> <li>Describe the etiology, pathophysiology, clinical manifestations, diagnostic</li> </ul>	<p><b>Nursing management of patient (adults including elderly) with Immunological problems</b></p> <ul style="list-style-type: none"> <li>Review of Immune system,</li> <li>Nursing Assessment-History and Physical assessment</li> </ul>	<ul style="list-style-type: none"> <li>Lecture discussion</li> <li>Explain using Charts, graphs</li> <li>Models, films, slides</li> </ul>	<ul style="list-style-type: none"> <li>Essay type</li> <li>Short answers</li> <li>Objective type</li> <li>Assessment</li> </ul>

Unit	Time (Hrs)	Learning Objectives	Content	Teaching Learning Activities	Assessment Methods
		measures and management of patients (adults including elderly) with disorders of Immunological system	<ul style="list-style-type: none"> <li>• Etiology, Pathophysiology, clinical manifestations, diagnosis, treatment modalities and medical, surgical, dietetics &amp; nursing management of -</li> <li>• Immunodeficiency disorder.</li> <li>• Primary immuno deficiency.</li> <li>• Phagocytic dysfunction</li> <li>• B-cell and T-cell deficiencies</li> <li>• Secondary immunodeficiencies</li> <li>• Acquired immunodeficiency syndrome (AIDS)</li> <li>• Incidence of HIV &amp; AIDS</li> <li>• Epidemiology</li> <li>• Transmission-Prevention of Transmission</li> <li>• Standard Safety precautions</li> <li>• Role of Nurse; Counseling</li> <li>• Health education and home care consideration.</li> <li>• National AIDS Control Program- NACO, various national and international agencies</li> <li>• Infection control program</li> <li>• Rehabilitation.</li> </ul> <p>Special therapies, alternative therapies Nursing procedures Drugs used in treatment of disorders of immunological system</p>	<ul style="list-style-type: none"> <li>• Demonstration</li> <li>• Practice session</li> <li>• Case discussions/Seminar</li> <li>• Health education</li> <li>• Supervised clinical practice</li> <li>• Drug book /presentation</li> <li>• Orientation visit to Hospital Control system</li> </ul>	<ul style="list-style-type: none"> <li>• of skills with check list</li> <li>• Assessment of patient management problem</li> </ul>
XII	20	<ul style="list-style-type: none"> <li>• Describe the etiology, patho physiology, clinical manifestations, diagnostic measures and management of patients (adults including elderly) with Communicable Diseases.</li> </ul>	<p><b>Nursing management of patient (adults including elderly) with Communicable Diseases</b></p> <ul style="list-style-type: none"> <li>• Overview of infectious disease, the infectious process</li> <li>• Nursing Assessment-History and Physical assessment</li> <li>• Epidemiology, infectious process, clinical manifestations, diagnosis, treatment, prevention and dietics. Control and eradication of common Communicable Diseases-</li> </ul>	<ul style="list-style-type: none"> <li>• Lecture discussion</li> <li>• Explain using Charts, graphs</li> <li>• Models, films, slides</li> <li>• Demonstration</li> <li>• Practice session</li> <li>• Case discussions/Seminar</li> <li>• Health education</li> </ul>	<ul style="list-style-type: none"> <li>• Essay type</li> <li>• Short answers</li> <li>• Objective type</li> <li>• Assessment of skills with check list</li> <li>• Assessment of patient management problem</li> </ul>

Unit	Time (Hrs)	Learning Objectives	Content	Teaching Learning Activities	Assessment Methods
			<ul style="list-style-type: none"> <li><input type="checkbox"/> Tuberculosis</li> <li><input type="checkbox"/> diarrhoeal diseases</li> <li><input type="checkbox"/> hepatitis A – E</li> <li><input type="checkbox"/> herpes</li> <li><input type="checkbox"/> chickenpox</li> <li><input type="checkbox"/> smallpox</li> <li><input type="checkbox"/> typhoid</li> <li><input type="checkbox"/> meningitis</li> <li><input type="checkbox"/> gas gangrene</li> <li><input type="checkbox"/> leprosy.</li> <li><input type="checkbox"/> Dengue</li> <li><input type="checkbox"/> Plague</li> <li><input type="checkbox"/> Malaria</li> <li><input type="checkbox"/> Diphtheria</li> <li><input type="checkbox"/> Pertussis</li> <li><input type="checkbox"/> Poliomyelitis</li> <li><input type="checkbox"/> Measles</li> <li><input type="checkbox"/> Mumps</li> <li><input type="checkbox"/> Influenza</li> <li><input type="checkbox"/> Tetanus</li> <li><input type="checkbox"/> Yellow fever</li> <li><input type="checkbox"/> Filariasis</li> <li><input type="checkbox"/> HIV, AIDS</li> <li>• Reproductive Tract Infections</li> <li>• Special Infection control measures: Notification, Isolation, Quarantine, Immunization, Infectious Disease Hospitals</li> <li>Special therapies, alternative therapies</li> <li>Nursing procedures</li> <li>Drugs used in treatment of Communicable diseases</li> </ul>	<ul style="list-style-type: none"> <li>• Supervised clinical practice</li> <li>• Drug book /presentation</li> </ul>	<ul style="list-style-type: none"> <li>t problem</li> </ul>
XIII	25	<ul style="list-style-type: none"> <li>• Describe the Organisation and physical set up of operation theatre</li> <li>• Identify the various instruments and equipments used for</li> </ul>	<p><b>Peri operative nursing:</b></p> <ul style="list-style-type: none"> <li>• Organisation and Physical set up of the Operation Theatre (OT): <ul style="list-style-type: none"> <li><input type="checkbox"/> Classifications</li> <li><input type="checkbox"/> O.T. DESIGN</li> <li><input type="checkbox"/> Staffing</li> <li><input type="checkbox"/> Members of the OT team.</li> <li><input type="checkbox"/> Duties and responsibilities of nurse in O.T.</li> <li><input type="checkbox"/> Principles of Health and operating room attire.</li> </ul> </li> </ul>	<ul style="list-style-type: none"> <li>• Lecture discussion</li> <li>• Explain using Charts, graphs</li> <li>• Models, films, slides</li> <li>• Demonstration</li> <li>• Practice session</li> <li>• Supervised clinical practice</li> <li>• Drug book /presentation</li> </ul>	<ul style="list-style-type: none"> <li>• Essay type</li> <li>• Short answers</li> <li>• Objective type</li> <li>• Assessment of skills with check list</li> </ul>

Unit	Time (Hrs)	Learning Objectives	Content	Teaching Learning Activities	Assessment Methods
		<p>used for common surgical procedures</p> <ul style="list-style-type: none"> <li>• Describe the infection control measures in the Operation theatre</li> <li>• Describe the role of the nurse in the Peri Operative nursing care</li> </ul>	<ul style="list-style-type: none"> <li>□ Instruments,</li> <li>□ Sutures and suture materials</li> <li>□ Equipments</li> <li>□ O.T. tables and sets for common surgical procedures</li> <li>□ Positions and draping for common surgical procedures</li> <li>□ Scrubbing procedures</li> <li>□ Gowning and gloving</li> <li>□ Preparation of O.T. Sets</li> <li>□ Monitoring the patient during surgical procedures</li> <li>• Maintenance of therapeutic environment in O.T.</li> <li>• Standard Safety measures <ul style="list-style-type: none"> <li>□ Infection control; fumigation, disinfection and sterilisation</li> <li>□ Biomedical waste management</li> <li>□ Prevention of accidents and hazards in O.T.</li> </ul> </li> <li>• Anaesthesia <ul style="list-style-type: none"> <li>□ Types</li> <li>□ Methods of administration</li> <li>□ Effects and Stages</li> <li>□ Equipments</li> <li>□ Drugs</li> </ul> </li> <li>• Cardio Pulmonary Resuscitation (CPR)</li> <li>• Pain management techniques</li> <li>• Legal Aspects</li> </ul>		

# Medical Surgical Nursing (Adult including Geriatrics) - I Practical

Placement: Second year

Time: 720 Hours

Areas	Duration (in week)	Objectives	Skills	Assignments	Assessment Methods
General Medical Ward (*Respiratory, GI, Endocrine, Renal, Hematology)	6	<ul style="list-style-type: none"> <li>• Provide nursing care to adult patients with medical disorders</li> <li>• Counsel and educate patients and families</li> </ul>	<ul style="list-style-type: none"> <li>• Assessment of the patient               <ul style="list-style-type: none"> <li>□ Taking history</li> <li>□ Perform general and specific physical examination.</li> <li>□ Identify alterations and deviations</li> </ul> </li> <li>• Practice medical surgical asepsis- Standard safety measures</li> <li>• Administer medications               <ul style="list-style-type: none"> <li>□ Oral, IV, IM, Subcutaneous</li> </ul> </li> <li>• IV therapy               <ul style="list-style-type: none"> <li>□ IV canulation</li> <li>□ Maintenance and monitoring</li> </ul> </li> <li>• Oxygen therapy by different methods</li> <li>• Nebulization</li> <li>• Chest physio therapy</li> <li>• Naso gastric feeding</li> <li>• Assist in common diagnostic</li> <li>• Perform/Assist in the-rapeutic procedures</li> <li>• Blood and component therapy</li> <li>• Throat Suctioning</li> <li>• Collect specimens for common investigations.</li> <li>• Maintain elimination               <ul style="list-style-type: none"> <li>□ Catheterisation</li> <li>□ Bowel wash</li> </ul> </li> </ul>	<ul style="list-style-type: none"> <li>• Plan and give care to 3-4 assigned patients</li> <li>• Nursing care plan-2</li> <li>• Nursing case study/ presentation-1</li> <li>• Drug presentation- 1</li> <li>• Maintain drug book</li> <li>• Maintain Practical record book</li> </ul>	<ul style="list-style-type: none"> <li>• Assess performance with rating scale</li> <li>• Assess each skill with checklist</li> <li>• Evaluation of case study/ presentation</li> <li>• Completion of practical record.</li> </ul>

Areas	Duration (in week)	Objectives	Skills	Assignments	Assessment Methods
			<ul style="list-style-type: none"> <li>□ Enema</li> <li>□ Urinary drainage</li> <li>• Maintain Intake, output and documentation</li> <li>• Counsel and teach related to specific disease conditions</li> </ul>		
General Surgical Ward (GI, Urinary, CTVS)	6	<ul style="list-style-type: none"> <li>• Provide pre and post operative nursing care to adult patients with surgical disorders</li> <li>• Counsel and educate patients and families</li> </ul>	<ul style="list-style-type: none"> <li>• Practice medical surgical asepsis- Standard safety measures</li> <li>• Pre operative preparation of patients</li> <li>• Post operative care – Receiving pt, assessment, monitoring, care</li> <li>• Care of wounds and drainage</li> <li>• Suture removal</li> <li>• Ambulation and exercise</li> <li>• Naso gastric aspiration</li> <li>• Care of chest drainage</li> <li>• Ostomy care               <ul style="list-style-type: none"> <li>□ Gastrostomy</li> <li>□ Colostomy</li> <li>□ Enterostomy</li> </ul> </li> <li>• Blood and component therapy</li> <li>• Practice universal precautions</li> </ul>	<ul style="list-style-type: none"> <li>• Plan and give care to 3-4 assigned patients</li> <li>• Nursing care plan - 2</li> <li>• Nursing case study/ presentation - 1</li> <li>• Maintain drug book</li> </ul>	<ul style="list-style-type: none"> <li>• Assess performance with rating scale</li> <li>• Assess each skill with checklist</li> <li>• Evaluation of case study/ presentation</li> <li>• Completion of activity record.</li> </ul>
Cardiology ward	2	<ul style="list-style-type: none"> <li>• Provide nursing care to patients with cardiac disorders</li> <li>• Counsel and educate patients and families</li> </ul>	<ul style="list-style-type: none"> <li>• Physical examination of the cardio vascular system Recording and interpreting ECG</li> <li>• Monitoring of patients</li> <li>• Preparation and assisting in non-invasive and invasive diagnostic procedures.</li> <li>• Administer cardiac drugs</li> <li>• Cardio pulmonary Resuscitation</li> </ul>	<ul style="list-style-type: none"> <li>• Plan and give care to 2-3 assigned patients</li> <li>• Nursing care plan - 1</li> <li>• Nursing case study/ presentation/Health talk - 1</li> <li>• Maintain drug book</li> </ul>	<ul style="list-style-type: none"> <li>• Assess performance with rating scale</li> <li>• Assess each skill with checklist</li> <li>• Evaluation of case study/ presentation/health talk</li> </ul>

Areas	Duration (in week)	Objectives	Skills	Assignments	Assessment Methods
			<ul style="list-style-type: none"> <li>• Teach patients and families</li> <li>• Practice medical and surgical asepsis- Standard safety measures</li> </ul>		<ul style="list-style-type: none"> <li>• Completion of activity record</li> </ul>
Skin & Communicable diseases Ward	1	<ul style="list-style-type: none"> <li>• Identify skin problems</li> <li>• Provide nursing care to patients with Skin disorders &amp; Communicable diseases</li> <li>• Counsel and educate patients and families</li> </ul>	<ul style="list-style-type: none"> <li>• Assessment of patients with skin disorders</li> <li>• Assist in diagnostic and therapeutic procedures</li> <li>• Administer topical medication</li> <li>• Practice medical surgical asepsis - Standard safety measures</li> <li>• Use of personal protective equipment (PPE)</li> <li>• Give Medicated baths</li> <li>• Counseling HIV positive patients</li> <li>• Teach prevention of infectious diseases.</li> </ul>	<ul style="list-style-type: none"> <li>• Plan and give care to 2-3 assigned patients</li> <li>• Health talk/ Counseling HIV positive patients and families -1</li> <li>• Maintain drug book</li> </ul>	<ul style="list-style-type: none"> <li>• Assess performance with rating scale</li> <li>• Evaluation health talk/Counseling session</li> <li>• Completion of activity record</li> </ul>
Orthopaedic ward	2	<ul style="list-style-type: none"> <li>• Provide nursing care to patients with musculo-skeletal disorders</li> <li>• Counsel and educate patients and families</li> </ul>	<ul style="list-style-type: none"> <li>• Assessment of orthopaedic patients</li> <li>• Assist in application of plaster cast and removal of cast</li> <li>• Apply skin traction-buck's extension traction.</li> <li>• Assist in application and removal of prosthesis</li> <li>• Physiotherapy-Range of motion exercises (ROM), muscle strengthening exercises</li> <li>• Crutch maneuvering technique.</li> <li>• Activities of daily living</li> <li>• Ambulation</li> <li>• Teach and counsel patients and families</li> </ul>	<ul style="list-style-type: none"> <li>• Plan and give care to 2-3 assigned patients</li> <li>• Nursing care plan -1</li> <li>• Nursing case study/ presentation - 1</li> <li>• Maintain drug book</li> </ul>	<ul style="list-style-type: none"> <li>• Assess performance with rating scale</li> <li>• Evaluation of Nursing care plan and Nursing case study/ presentation</li> <li>• Completion of activity record</li> </ul>

Areas	Duration (in week)	Objectives	Skills	Assignments	Assessment Methods
Operation Theatre	6	<ul style="list-style-type: none"> <li>Identify instruments used in common operations</li> <li>Participate in Infection control practices in the Operation Theatre</li> <li>Set-up the table/trolleys for common operative procedures</li> <li>Assist in giving anesthesia</li> <li>Assist in the operative procedures</li> <li>Provide peri operative nursing care</li> </ul>	<ul style="list-style-type: none"> <li>Scrubbing, gowning, gloving</li> <li>Identify instruments, suturing materials for common operations</li> <li>Disinfection, Carbolization, fumigation</li> <li>Preparation of instrument sets for common operations</li> <li>Sterilization of sharps and other instruments</li> <li>Prepare the OT table depending upon the operation</li> <li>Positioning and monitoring of patients</li> <li>Endotracheal intubation</li> <li>Assisting in minor and major operations.</li> <li>Handling specimens</li> <li>Disposal of waste as per the guidelines</li> </ul>	<ul style="list-style-type: none"> <li>Assist as a circulatory nurse in</li> <li>Major cases – 10</li> <li>Minor cases-5</li> <li>Assist as a scrub nurse in</li> <li>Major cases-10</li> <li>Minor cases-5.</li> <li>Maintain drug book</li> </ul>	<ul style="list-style-type: none"> <li>Assess performance with rating scale</li> <li>Completion of activity record</li> </ul>

### Internship

Time: 260 hours (9 weeks)

Areas	Duration (in week)	Objectives	Skills	Assignments	Assessment Methods
ICU; CCU, CARDI AC OT.	2	<ul style="list-style-type: none"> <li>To gain proficiency in ICU nursing</li> <li>Develop advance skill in special procedures used in critical care unit.</li> <li>Identify potential problems and provide accordingly.</li> <li>Skill in setting and handling ventilator</li> </ul>	<ul style="list-style-type: none"> <li>Assist in arterial puncture for blood gas analysis.</li> <li>Perform ECG and interpret accordingly.</li> <li>Conduct and analysis pulse oximetry.</li> <li>Care with artificial airway.</li> <li>Assist in endotracheal intubation.</li> <li>Setting up ventilator.</li> <li>Giving care in ventilator.</li> </ul>	<ul style="list-style-type: none"> <li>Arterial puncture-5</li> <li>Taking out ECG stripe-5</li> <li>Tracheal suction-5</li> <li>For all assigned patients.</li> <li>Oxygen administration by CPAP mask and use Ambu bag.</li> <li>Assessment for all assigned</li> </ul>	<ul style="list-style-type: none"> <li>Record book.</li> <li>Checking with supervisor.</li> </ul>



Areas	Duration (in week)	Objectives	Skills	Assignments	Assessment Methods
		<ul style="list-style-type: none"> <li>• Administer injection in infusion pump.</li> <li>• Record accurately findings and medications.</li> <li>• Develop IPR with family members.</li> <li>• Acquaint with OT technique.</li> </ul>	<ul style="list-style-type: none"> <li>• Drug sheet.</li> <li>• Observation of special procedure in OT.</li> </ul>	<ul style="list-style-type: none"> <li>patients.</li> <li>• Nursing care in ventilator.</li> <li>• Drug sheet.</li> </ul>	
Neuro ICU, ITU, OT	2	<ul style="list-style-type: none"> <li>• Develop skill in neurological assessment.</li> <li>• Give care to the pt with head injury and spinal injury.</li> <li>• Care with chest surgery and cranial surgery.</li> </ul>	<ul style="list-style-type: none"> <li>• Assess neurological status.</li> <li>• Implement care to head injury spinal injury patients.</li> <li>• Drug sheet.</li> <li>• Pre and postoperative care with neuro surgery patients.</li> </ul>	<ul style="list-style-type: none"> <li>• Assessment for all assigned patients.</li> <li>• Nursing care plan-2</li> <li>• Drug sheet</li> </ul>	<ul style="list-style-type: none"> <li>• Record book</li> <li>• Observation checklist.</li> </ul>
Burns and plastic Reconstructive surgery	2	<ul style="list-style-type: none"> <li>• Assess the severity of burns.</li> <li>• Administer rehydration therapy.</li> <li>• Observe reconstructive surgery.</li> </ul>	<ul style="list-style-type: none"> <li>• Nursing care</li> </ul>		
OT Laproscopic Orthopaedic Eye ENT	3	<ul style="list-style-type: none"> <li>• Identify instruments</li> <li>• Assist in OT set Up</li> <li>• Supervise sterilization.</li> <li>• Assist in OT table lay out.</li> <li>• Observe immediately after operation.</li> <li>• Supervise infection control.</li> </ul>		<ul style="list-style-type: none"> <li>• Assist –5 cases.</li> </ul>	<ul style="list-style-type: none"> <li>• Record book.</li> </ul>

# Community Health Nursing - I

Placement: Second year

Time: Theory - 90 hours  
Practical-135 hours

Course description: This course is designed for students to appreciate the principles of promotion and maintenance of health

Unit	Time (Hrs)	Learning Objectives	Content	Teaching Learning Methods	Assessment Method
I	2	<ul style="list-style-type: none"> <li>Describe concept and dimensions of health</li> </ul>	<b>Introduction</b> <ul style="list-style-type: none"> <li>Community health nursing</li> <li>Definition, concept and dimensions of health</li> <li>Promotion of health</li> <li>Maintenance of health</li> </ul>	<ul style="list-style-type: none"> <li>Lecture discussion</li> </ul>	<ul style="list-style-type: none"> <li>Short answers</li> </ul>
II	20	<ul style="list-style-type: none"> <li>Describe determinants of health</li> </ul>	<b>Determinants of health</b> <ul style="list-style-type: none"> <li>Eugenics</li> <li>Environment:                             <ul style="list-style-type: none"> <li>Physical: Air, light, Ventilation, Water, Housing, Sanitation; disposal of waste, disposal of dead bodies, Forestation, Noise, Climate, Communication: infrastructure facilities and Linkages</li> <li>Acts regulating the environment: National Pollution control board</li> <li>Bacterial &amp; viral: Agents, host carriers and immunity</li> <li>Arthropods and Rodents</li> </ul> </li> <li>Food hygiene: Production, Preservation, Purchase, Preparation, Consumption</li> <li>Acts regulating food hygiene- Prevention of food adulteration act, Drugs and cosmetic act</li> <li>Socio-cultural                             <ul style="list-style-type: none"> <li>Customs, taboos</li> <li>Marriage system</li> <li>Family structure</li> <li>Status of special groups; Females, Children, Elderly, challenged groups and Sick persons</li> </ul> </li> <li>Life Style</li> </ul>	<ul style="list-style-type: none"> <li>Lecture discussion</li> <li>Explain using Charts, graphs, Models, films, slides</li> <li>Visits to water supply, sewage disposal, milk plants, slaughter house etc</li> </ul>	<ul style="list-style-type: none"> <li>Essay type</li> <li>Short answers</li> <li>Objective type</li> </ul>

Unit	Time (Hrs)	Learning Objectives	Content	Teaching Learning Methods	Assessment Method
			<ul style="list-style-type: none"> <li>• Hygiene</li> <li>• Physical activity               <ul style="list-style-type: none"> <li>□ Recreation and sleep</li> <li>□ Sexual life</li> <li>□ Spiritual life philosophy</li> <li>□ Self reliance</li> <li>□ Dietary pattern</li> <li>□ Education</li> <li>□ Occupation</li> </ul> </li> <li>• Financial Management               <ul style="list-style-type: none"> <li>□ Income</li> <li>□ Budget</li> <li>□ Purchasing power</li> <li>□ Security</li> </ul> </li> </ul>		
III	10	<ul style="list-style-type: none"> <li>• Describe concept, scope, uses methods and approaches of epidemiology</li> </ul>	<b>Epidemiology</b> <ul style="list-style-type: none"> <li>• Definition, concept, aims, scope, uses and terminology used in epidemiology</li> <li>• Dynamics of disease transmission: epidemiological triad</li> <li>• Morbidity and mortality: measurements</li> <li>• Levels of prevention</li> <li>• Methods of epidemiology of               <ul style="list-style-type: none"> <li>□ Descriptive</li> <li>□ Analytical: Epidemic investigation</li> <li>□ Experimental</li> </ul> </li> </ul>	<ul style="list-style-type: none"> <li>• Lecture discussion</li> <li>• Explain using Charts, graphs</li> <li>• Models, films, slides</li> </ul>	<ul style="list-style-type: none"> <li>• Essay type</li> <li>• Short answers</li> </ul>
IV	25	<ul style="list-style-type: none"> <li>• Describe Epidemiology and nursing management of common Communicable diseases</li> </ul>	<b>Epidemiology and nursing management of common Communicable Diseases</b> <ul style="list-style-type: none"> <li>• Respiratory infections               <ul style="list-style-type: none"> <li>□ Small Pox</li> <li>□ Chicken Pox</li> <li>□ Measles</li> <li>□ Influenza</li> <li>□ Rubella</li> <li>□ ARI's &amp; Pneumonia</li> <li>□ Mumps</li> <li>□ Diphtheria</li> <li>□ Whooping cough</li> <li>□ Meningococcal meningitis</li> <li>□ Tuberculosis</li> <li>□ SARS</li> </ul> </li> </ul>	<ul style="list-style-type: none"> <li>• Lecture discussion</li> <li>• Explain using Charts, graphs</li> <li>• Models, films, slides</li> <li>• Seminar</li> <li>• Supervised field practice-health centers, clinics and homes</li> <li>• Group projects/ Health education</li> </ul>	<ul style="list-style-type: none"> <li>• Essay type</li> <li>• Short answers</li> <li>• Objective type</li> </ul>

Unit	Time (Hrs)	Learning Objectives	Content	Teaching Learning Methods	Assessment Method
			<ul style="list-style-type: none"> <li>• Intestinal Infections               <ul style="list-style-type: none"> <li><input type="checkbox"/> Poliomyelitis</li> <li><input type="checkbox"/> Viral Hepatitis</li> <li><input type="checkbox"/> Cholera</li> <li><input type="checkbox"/> Diarrhoeal diseases</li> <li><input type="checkbox"/> Typhoid Fever</li> <li><input type="checkbox"/> Food poisoning</li> <li><input type="checkbox"/> Amoebiasis</li> <li><input type="checkbox"/> Hook worm infection</li> <li><input type="checkbox"/> Ascariasis</li> <li><input type="checkbox"/> Dracunculiasis</li> </ul> </li> <li>• Arthropod infections               <ul style="list-style-type: none"> <li><input type="checkbox"/> Dengue</li> <li><input type="checkbox"/> Malaria</li> <li><input type="checkbox"/> Filariasis</li> </ul> </li> <li>• Zoonoses</li> <li><b>Viral</b> <ul style="list-style-type: none"> <li><input type="checkbox"/> Rabies</li> <li><input type="checkbox"/> Yellow fever</li> <li><input type="checkbox"/> Japanese encephalitis</li> <li><input type="checkbox"/> Kyasnur Forest Disease</li> </ul> </li> <li>• Bacterial               <ul style="list-style-type: none"> <li><input type="checkbox"/> Brucellosis</li> <li><input type="checkbox"/> Plague</li> <li><input type="checkbox"/> Human Salmonellosis</li> <li><input type="checkbox"/> Anthrax</li> <li><input type="checkbox"/> Leptospirosis</li> </ul> </li> <li>• Rickettsial diseases               <ul style="list-style-type: none"> <li><input type="checkbox"/> Rickettsial Zoonoses</li> <li><input type="checkbox"/> Scrub typhus</li> <li><input type="checkbox"/> Murine typhus</li> <li><input type="checkbox"/> Tick typhus</li> <li><input type="checkbox"/> Q fever</li> </ul> </li> <li>• Parasitic zoonoses               <ul style="list-style-type: none"> <li><input type="checkbox"/> Taeniasis</li> <li><input type="checkbox"/> Hydatid disease</li> <li><input type="checkbox"/> Leishmaniasis</li> </ul> </li> <li>• Surface infection               <ul style="list-style-type: none"> <li><input type="checkbox"/> Trachoma</li> <li><input type="checkbox"/> Tetanus</li> <li><input type="checkbox"/> Leprosy</li> <li><input type="checkbox"/> STD &amp; RTI</li> <li><input type="checkbox"/> Yaws</li> <li><input type="checkbox"/> HIV/AIDS</li> </ul> </li> </ul> <p>Any other</p>		

Unit	Time (Hrs)	Learning Objectives	Content	Teaching Learning Methods	Assessment Method
V	10	<ul style="list-style-type: none"> <li>Describe Epidemiology and nursing management of common Non-communicable diseases</li> </ul>	<b>Epidemiology and Nursing management of Non-communicable diseases</b> <ul style="list-style-type: none"> <li>Malnutrition: under nutrition, over nutrition, nutritional deficiencies</li> <li>Anaemia</li> <li>Hypertension</li> <li>Stroke</li> <li>Rheumatic Heart Disease</li> <li>Coronary Heart Disease</li> <li>Cancer</li> <li>Diabetes mellitus</li> <li>Blindness</li> <li>Accidents</li> <li>Mental illness</li> <li>Obesity</li> <li>Iodine Deficiency</li> <li>Fluorosis</li> <li>Epilepsy</li> </ul>	<ul style="list-style-type: none"> <li>Lecture discussion</li> <li>Explain using Charts, graphs</li> <li>Models, films, slides</li> <li>Seminar</li> <li>Supervised field practice-health centers, clinics and homes</li> <li>Group projects/ Health education</li> </ul>	<ul style="list-style-type: none"> <li>Essay type</li> <li>Short answers</li> <li>Objective type</li> </ul>
VI	6	<ul style="list-style-type: none"> <li>Describe the concepts and scope of demography</li> <li>Describe methods of data collection, analysis and interpretation of demographic data</li> </ul>	<b>Demography</b> <ul style="list-style-type: none"> <li>Definition, concept and scope</li> <li>Methods of collection, analysis and interpretation of demographic data</li> <li>Demographic rates and ratios</li> </ul>	<ul style="list-style-type: none"> <li><b>Lecture discussion</b></li> <li>Community identification survey</li> </ul>	<ul style="list-style-type: none"> <li>Essay type</li> <li>Short answers</li> <li>Objective type</li> <li>Assessment of Survey report</li> </ul>
VII	17	<ul style="list-style-type: none"> <li>Identify the impact of population explosion in India</li> <li>Describe methods of population control</li> </ul>	<b>Population and its control</b> <ul style="list-style-type: none"> <li>Population explosion and its impact on social, economic development of individual, society and country</li> <li>Population control: <ul style="list-style-type: none"> <li>Overall development: Women empowerment, social, economic and educational development</li> </ul> </li> </ul>	<ul style="list-style-type: none"> <li>Lecture discussion</li> <li>Population survey</li> <li>Counseling</li> <li>Demonstration</li> <li>Practice session</li> <li>Supervised field practice</li> </ul>	<ul style="list-style-type: none"> <li>Essay type</li> <li>Short answers</li> <li>Objective type</li> <li>Assessment of Survey report</li> </ul>

Unit	Time (Hrs)	Learning Objectives	Content	Teaching Learning Methods	Assessment Method
			<ul style="list-style-type: none"> <li>• Limiting family size:               <ul style="list-style-type: none"> <li>□ Promotion of small family norm</li> <li>□ Methods: spacing (natural, biological, chemical, mechanical methods etc)</li> <li>□ Terminal: surgical methods</li> <li>□ Emergency contraception</li> </ul> </li> </ul>		

# Community Health Nursing I - Practical

Placement: Second Year

Time: Practical - 135 hours

Areas	Duration (in week)	Objectives	Skills	Assignments	Assessment methods
Community health nursing	2 wks urban and 2 wks rural	<ul style="list-style-type: none"> <li>• Build and Maintain rapport</li> <li>• Identify demographic characteristics, health determinants and community health resources</li> <li>• Diagnose health needs of individual and families</li> <li>• Provide primary care in health centre</li> <li>• Counsel and educate individual, family and community</li> </ul>	<ul style="list-style-type: none"> <li>• Use Techniques of interpersonal relationship</li> <li>• Identification of health determinants of community</li> <li>• History taking</li> <li>• Physical examination</li> <li>• Collect specimens- sputum, malaria smear</li> <li>• Perform simple lab tests at centre- blood for Haemoglobin and sugar, urine for albumin and sugar</li> <li>• Administer vaccines and medications to adults</li> <li>• Counsel and teach individual, family and community               <ul style="list-style-type: none"> <li>□ Nutrition</li> <li>□ Hygiene</li> <li>□ Self health monitoring</li> <li>□ Seeking health services</li> <li>□ Healthy life style</li> <li>□ Family welfare methods</li> <li>□ Health promotion</li> </ul> </li> </ul>	<ul style="list-style-type: none"> <li>• To work with 2 assigned families each in urban and rural</li> <li>• Family study -1</li> <li>• Observation report of community -1</li> <li>• Health talks 2 (1 in urban and in rural)</li> </ul>	<ul style="list-style-type: none"> <li>• Assess clinical performance with rating scale</li> <li>• Assess each skill with checklist</li> <li>• Evaluation of family study, observation report and health talk</li> <li>• Completion of activity record.</li> </ul>

# Communication & Educational Technology

Placement: Second Year

Time: Theory - 90 Hours

**Course Description:** This course is designed to help the students acquire an understanding of the principles and methods of communication and teaching. It helps to develop skill in communicating effectively, maintaining effective interpersonal relations, teaching individuals and groups in clinical, community health and educational settings.

Unit	Time (Hrs)		Learning Objectives	Content	Teaching Learning Activities	Assessment methods
	Th.	Pr.				
I	5		<ul style="list-style-type: none"> <li>Describe the communication process</li> <li>Identify techniques of effective communication</li> </ul>	<b>Review of Communication Process</b> <ul style="list-style-type: none"> <li>Process; elements and channels</li> <li>Facilitators</li> <li>Barriers and methods of overcoming</li> <li>Techniques</li> </ul>	<ul style="list-style-type: none"> <li>Lecture</li> <li>Discussion</li> <li>Role plays</li> <li>Exercises with audio/video tapes</li> </ul>	<ul style="list-style-type: none"> <li>Respond to critical incidents</li> <li>Short answers</li> <li>Objective type</li> </ul>
II	5		<ul style="list-style-type: none"> <li>Establish effective inter-personal relations with patients, families &amp; co-workers</li> </ul>	<b>Interpersonal relations</b> <ul style="list-style-type: none"> <li>Purpose &amp; types</li> <li>Phases</li> <li>Barriers &amp; methods of overcoming</li> <li>Johari Window</li> </ul>	<ul style="list-style-type: none"> <li>Lecture</li> <li>Discussion</li> <li>Role Plays</li> <li>Exercises with audio/video tapes</li> <li>Process recording</li> </ul>	<ul style="list-style-type: none"> <li>Short Answer</li> <li>Objective type</li> </ul>
III	5		<ul style="list-style-type: none"> <li>Develop effective human relations in context of nursing</li> </ul>	<b>Human relations</b> <ul style="list-style-type: none"> <li>Understanding self</li> <li>Social behaviour, motivation, social attitudes</li> <li>Individual and groups</li> <li>Groups &amp; individual</li> <li>Human relations in context of nursing</li> <li>Group dynamics</li> <li>Team work</li> </ul>	<ul style="list-style-type: none"> <li>Lecture</li> <li>Discussion</li> <li>Sociometry</li> <li>Group games</li> <li>Psychometric exercises followed by discussion</li> </ul>	<ul style="list-style-type: none"> <li>Short Answer</li> <li>Objective type</li> <li>Respond to test based on critical incidents</li> </ul>
IV	10	5	<ul style="list-style-type: none"> <li>Develop basic skill of counselling and guidance</li> </ul>	<b>Guidance &amp; counselling</b> <ul style="list-style-type: none"> <li>Definition</li> <li>Purpose, scope and need</li> <li>Basic principles</li> <li>Organization of counselling services</li> <li>Types of counselling approaches</li> </ul>	<ul style="list-style-type: none"> <li>Lecture</li> <li>Discussion</li> <li>Role play on counselling in different situations followed by discussion</li> </ul>	<ul style="list-style-type: none"> <li>Short Answer</li> <li>Objective type</li> <li>Assess performance in role play situations</li> </ul>



Unit	Time (Hrs)		Learning Objectives	Content	Teaching Learning Activities	Assessment methods
	Th.	Pr.				
				<ul style="list-style-type: none"> <li>• Role and preparation of counselor</li> <li>• Issues for counseling in nursing: students and practitioners</li> <li>• Counselling process – steps &amp; techniques, tools of counselor</li> <li>• Managing disciplinary problems</li> <li>• Management of crisis &amp; referral</li> </ul>		
V	5		<ul style="list-style-type: none"> <li>• Describe the philosophy &amp; principles of education</li> <li>• Explain the teaching learning process</li> </ul>	<b>Principles of education &amp; teaching learning process</b> <ul style="list-style-type: none"> <li>• Education: meaning, philosophy, aims, functions &amp; principles</li> <li>• Nature and characteristics of learning,</li> <li>• Principles and maxims of teaching,</li> <li>• Formulating objectives; general and specific</li> <li>• Lesson planning</li> <li>• Classroom management</li> </ul>	<ul style="list-style-type: none"> <li>• Lecture.</li> <li>• Discussion</li> <li>• Prepare lesson plan</li> <li>• Micro teaching</li> <li>• Exercise on writing objectives</li> </ul>	<ul style="list-style-type: none"> <li>• Short Answer</li> <li>• Objective type</li> <li>• Assess lesson plans &amp; teaching sessions</li> </ul>
VI	10	10	<ul style="list-style-type: none"> <li>• Demonstrate teaching skill using various teaching methods in clinical, classroom and community settings</li> </ul>	<b>Methods of teaching</b> <ul style="list-style-type: none"> <li>• Lecture, demonstration, group discussion, seminar, symposium, panel discussion, role play, project, field trip, workshop, exhibition, programmed instruction, computer assisted learning, micro teaching problem based learning, Self instructional module and simulation etc.</li> <li>• Clinical teaching methods: case method, nursing round &amp; reports, bedside clinic, conference (individual &amp; group) process recording</li> </ul>	<ul style="list-style-type: none"> <li>• Lecture</li> <li>• Discussion</li> <li>• Conduct 5 teaching sessions using different methods &amp; media</li> </ul>	<ul style="list-style-type: none"> <li>• Short Answer</li> <li>• Objective type</li> <li>• Assess teaching sessions</li> </ul>

Unit	Time (Hrs)		Learning Objectives	Content	Teaching Learning Activities	Assessment methods
	Th.	Pr.				
VII	10	8	<ul style="list-style-type: none"> <li>Prepare and use different types of educational media effectively</li> </ul>	<b>Educational media</b> <ul style="list-style-type: none"> <li>Purposes &amp; types of A.V. Aids, principles and sources etc.</li> <li>Graphic aids: chalk board, chart, graph, poster, flash cards, flannel graph, bulletin, cartoon</li> <li>Three dimensional aids: objects, specimens, models, puppets</li> <li>Printed aids: pamphlets &amp; leaflets</li> <li>Projected aids: slides, overhead projector, films, TV, VCR/VCD, camera, microscope, LCD</li> <li>Audio aids: tape recorder, public address system</li> <li>Computer</li> </ul>	<ul style="list-style-type: none"> <li>Lecture</li> <li>Discussion</li> <li>Demonstration</li> <li>Prepare different teaching aids – projected &amp; non projected</li> </ul>	<ul style="list-style-type: none"> <li>Short Answer</li> <li>Objective type</li> <li>Assess the teaching aids prepared</li> </ul>
VIII	5	7	<ul style="list-style-type: none"> <li>Prepare different types of questions for assessment of knowledge, skills and attitudes</li> </ul>	<b>Assessment</b> <ul style="list-style-type: none"> <li>Purpose &amp; scope of evaluation &amp; assessment</li> <li>Criteria for selection of assessment techniques and methods</li> <li>Assessment of knowledge: essay type questions, Short answer questions (SAQ), Multiple choice questions (MCQ)</li> <li>Assessment of skills: observation checklist, practical exam, Viva, Objective structured clinical examination (OSCE)</li> <li>Assessment of Attitudes: Attitude scales</li> </ul>	<ul style="list-style-type: none"> <li>Lecture</li> <li>Discussion</li> <li>Exercise on writing different types of assessment tools</li> </ul>	<ul style="list-style-type: none"> <li>Short Answer</li> <li>Objective type</li> <li>Assess the strategies used in practice teaching sessions and exercise sessions</li> </ul>
IX	5		<ul style="list-style-type: none"> <li>Teach individuals, groups and communities about health</li> </ul>	<b>Information, Education &amp; communication for health (IEC)</b> <ul style="list-style-type: none"> <li>Health behaviour &amp; health education</li> </ul>	<ul style="list-style-type: none"> <li>Lecture</li> <li>Discussion</li> <li>Plan &amp; conduct health education sessions for</li> </ul>	<ul style="list-style-type: none"> <li>Short Answer</li> <li>Objective type</li> <li>Assess the</li> </ul>

Unit	Time (Hrs)		Learning Objectives	Content	Teaching Learning Activities	Assessment methods
	Th.	Pr.				
			with their active participation	<ul style="list-style-type: none"> <li>• Planning for health education</li> <li>• Health education with individuals, groups &amp; communities</li> <li>• Communicating health messages</li> <li>• Methods &amp; media for communicating health messages</li> <li>• Using mass media</li> </ul>	individuals, group & communities	planning & conduct of the educational session

# Medical Surgical Nursing (Adult including Geriatrics) - II

Placement: Third year

Time: Theory - 120 hours  
Practical - 270 hours

**Course Description:** The purpose of this course is to acquire knowledge and develop proficiency in caring for patients with medical and surgical disorders in varieties of health care settings and at home.

Unit	Time (Hrs)	Learning Objectives	Content	Teaching Learning Activity	Assessment method
I	15	<ul style="list-style-type: none"> <li>Describe the etiology, patho-physiology, clinical manifestations, diagnostic measures and management of patients with disorders of Ear Nose and Throat</li> </ul>	<p><b>Nursing management of patient with disorders of Ear Nose and Throat</b></p> <ul style="list-style-type: none"> <li>Review of anatomy and physiology of the Ear Nose and Throat -</li> <li>Nursing Assessment-History and Physical assessment</li> <li>Etiology, Pathophysiology, clinical manifestations, diagnosis, treatment modalities and medical &amp; surgical nursing management of Ear Nose and Throat disorders:               <ul style="list-style-type: none"> <li>External ear: deformities otalgia, foreign bodies, and tumours</li> <li>Middle Ear- Impacted wax, Tympanic membrane perforation, otitis media, otosclerosis, mastoiditis, tumours</li> <li>Inner ear- Meniere's Disease, labyrinthitis, ototoxicity, tumours</li> <li>Upper airway infections – Common cold, sinusitis, <u>ethinitis</u>, rhinitis, pharyngitis, tonsillitis and adenoiditis, peritonsillar abscess, laryngitis</li> </ul> </li> <li>Upper respiratory airway – epistaxis,</li> <li>Nasal obstruction, laryngeal obstruction, cancer of the larynx</li> <li>Cancer of the oral cavity</li> </ul>	<ul style="list-style-type: none"> <li>Lecture</li> <li>discussion</li> <li>Explain using Charts, graphs</li> <li>Models, films, slides</li> <li>Demonstration</li> <li>Practice session</li> <li>Case discussions/Seminar</li> <li>Health education</li> <li>Supervised clinical practice</li> <li>Drug book /presentation</li> </ul>	<ul style="list-style-type: none"> <li>Essay type</li> <li>Short answers</li> <li>Objective type</li> <li>Assessment of skills with check list</li> <li>Assessment of patient management problem</li> </ul>

Unit	Time (Hrs)	Learning Objectives	Content	Teaching Learning Activity	Assessment method
			<ul style="list-style-type: none"> <li>• Speech defects and speech therapy</li> <li>• Deafness -</li> <li>• Prevention, control and rehabilitation</li> <li>• Hearing Aids, implanted hearing devices</li> </ul> Special therapies Nursing procedures Drugs used in treatment of disorders of Ear Nose and Throat Role of nurse Communicating with hearing impaired and muteness.		
II	15	<ul style="list-style-type: none"> <li>• Describe the etiology, path physiology, clinical manifestations diagnostic measures and management of patients with disorders of eye.</li> </ul>	<b>Nursing management of patient with disorders of eye</b> <ul style="list-style-type: none"> <li>• Review of anatomy and physiology of the eye-</li> <li>• Nursing Assessment-History and Physical assessment</li> <li>• Etiology, Pathophysiology, clinical manifestations, diagnosis, treatment modalities and medical &amp; surgical nursing management of eye disorders:               <ul style="list-style-type: none"> <li><input type="checkbox"/> Refractive errors</li> <li><input type="checkbox"/> Eyelids-infection, tumours and deformities</li> <li><input type="checkbox"/> Conjunctiva- inflammation and infection, bleeding</li> <li><input type="checkbox"/> Cornea- inflammation and infection</li> <li><input type="checkbox"/> Lens-Cataracts</li> <li><input type="checkbox"/> Glaucoma</li> <li><input type="checkbox"/> Disorder of the <u>uveal</u> tract,</li> <li><input type="checkbox"/> Ocular tumours</li> <li><input type="checkbox"/> Disorders of posterior chamber and retina: Retinal and vitreous problems.</li> <li><input type="checkbox"/> Retinal detachment</li> <li><input type="checkbox"/> Ocular emergencies and their prevention</li> </ul> </li> <li>• Blindness</li> <li>• National blindness control program               <ul style="list-style-type: none"> <li><input type="checkbox"/> Eye Banking</li> <li><input type="checkbox"/> Eye prostheses and Rehabilitation</li> </ul> </li> </ul>	<ul style="list-style-type: none"> <li>• Lecture discussion</li> <li>• Explain using Charts, graphs</li> <li>• Models, films, slides</li> <li>• Demonstration</li> <li>• Practice session</li> <li>• Case discussions/Seminar</li> <li>• Health education</li> <li>• Supervised clinical practice</li> <li>• Drug book /presentation</li> <li>• Visit to eye bank</li> <li>• Participation in eye-camps</li> </ul>	<ul style="list-style-type: none"> <li>• Essay type</li> <li>• Short answers</li> <li>• Objective type</li> <li>• Assessment of skills with check list</li> <li>• Assessment of patient management problem</li> </ul>

Unit	Time (Hrs)	Learning Objectives	Content	Teaching Learning Activity	Assessment method
			Role of a nurse- Communication with visually impaired patient, Eye camps Special therapies Nursing procedures Drugs used in treatment of disorders of eye		
III	16	<ul style="list-style-type: none"> <li>Describe the etiology, patho physiology, clinical manifestations, diagnostic measures and nursing management of patients with neurological disorders</li> </ul>	<b>Nursing management of patient with neurological disorders</b> <ul style="list-style-type: none"> <li>Review of anatomy and physiology of the neurological system</li> <li>Nursing Assessment-History and Physical and neurological assessment and Glasgow coma scale</li> <li>Etiology, Pathophysiology, clinical manifestations, diagnosis, treatment modalities and medical &amp; surgical nursing management of neurological disorders</li> <li>Congenital malformations</li> <li>Headache</li> <li>Head Injuries</li> <li>Spinal Injuries:               <ul style="list-style-type: none"> <li>Paraplegia</li> <li>Hemiplegia</li> <li>Quadraplegia</li> </ul> </li> <li>Spinal cord compression- herniation of intervertebral disc</li> <li>Tumors of the brain &amp; spinal cord</li> <li>Intra cranial and cerebral aneurysms</li> <li>Infections:               <ul style="list-style-type: none"> <li>Meningitis, Encephalitis, Brain abscess, neurocysticercosis</li> </ul> </li> <li>Movement disorders               <ul style="list-style-type: none"> <li>Chorea</li> <li>Seizures</li> <li>Epilepsies</li> </ul> </li> <li>Cerebro Vascular Accidents (CVA)</li> <li>Cranial, Spinal Neuropathies – Bell's palsy, trigeminal neuralgia</li> <li>Peripheral Neuropathies; Guillain-Barr'e Syndrome</li> <li>Myasthenia gravis</li> <li>Multiple sclerosis</li> <li>Degenerative diseases</li> </ul>	<ul style="list-style-type: none"> <li>Lecture discussion</li> <li>Explain using Charts, graphs</li> <li>Models, films, slides</li> <li>Demonstration</li> <li>Practice session</li> <li>Case discussions/Seminar</li> <li>Health education</li> <li>Supervised clinical practice</li> <li>Drug book /presentation</li> <li>Visit to rehabilitation centre</li> </ul>	<ul style="list-style-type: none"> <li>Essay type</li> <li>Short answers</li> <li>Objective type</li> <li>Assessment of skills with check list</li> <li>Assessment of patient management problem</li> </ul>

Unit	Time (Hrs)	Learning Objectives	Content	Teaching Learning Activity	Assessment method
			<ul style="list-style-type: none"> <li>□ Delirium</li> <li>□ Dementia</li> <li>□ Alzheimer's disease</li> <li>□ Parkinson's disease</li> <li>• Management of unconscious patients and patients with stroke</li> <li>• Role of the nurse in communicating with patient having neurological deficit</li> <li>• Rehabilitation of patients with neurological deficit</li> </ul> <p>Role of nurse in long stay facility (institutions) and at home Special therapies Nursing procedures Drugs used in treatment of neurological disorders</p>		
IV	16	<ul style="list-style-type: none"> <li>• Describe the etiology, patho-physiology, clinical manifestations, diagnostic measures and nursing management of patients with disorders of female reproductive system</li> <li>• Describe concepts of reproductive health and family welfare programme</li> </ul>	<p><b>Nursing management of patients with disorders of female reproductive system</b></p> <ul style="list-style-type: none"> <li>• Review of anatomy and physiology of the female reproductive system</li> <li>• Nursing Assessment-History and Physical assessment</li> <li>• Breast Self Examination</li> <li>• Etiology, Pathophysiology, clinical manifestations, diagnosis, treatment modalities and medical &amp; surgical nursing management of disorder of female reproductive system</li> <li>• Congenital abnormalities of female reproductive system</li> <li>• Sexuality and Reproductive Health</li> <li>• Sexual Health Assessment</li> <li>• Menstrual Disorders; Dysmenorrhea, Amenorrhea, Premenstrual Syndrome</li> <li>• Abnormal Uterine Bleeding; Menorrhagia, Metrorrhagia</li> <li>• Pelvic Inflammatory Disease</li> <li>• Ovarian and fallopian tube disorders; infections, cysts, tumours</li> <li>• Uterine and cervical disorders; Endometriosis, polyps, Fibroids, Cervical and uterine tumours,</li> </ul>	<ul style="list-style-type: none"> <li>• Lecture discussion</li> <li>• Explain using Charts, graphs</li> <li>• Models, films, slides</li> <li>• Demonstration</li> <li>• Practice session</li> <li>• Case discussions/Seminar</li> <li>• Health education</li> <li>• Supervised clinical practice</li> <li>• Drug book /presentation</li> </ul>	<ul style="list-style-type: none"> <li>• Essay type</li> <li>• Short answers</li> <li>• Objective type</li> <li>• Assessment of skills with check list</li> <li>• Assessment of patient management problem</li> </ul>

Unit	Time (Hrs)	Learning Objectives	Content	Teaching Learning Activity	Assessment method
			uterine displacement, Cystocele/Urethrocele/Rectocele <ul style="list-style-type: none"> <li>• Vaginal disorders; Infections and Discharges, Fistulas</li> <li>• Vulvar disorders; Infections, cysts, tumours</li> <li>• Diseases of breasts; Deformities, Infections, Cysts and Tumours</li> <li>• Menopause and Hormonal Replacement Therapy</li> <li>• Infertility</li> <li>• Contraception; Types Methods, Risk and effectiveness               <ul style="list-style-type: none"> <li>□ Spacing Methods                   <ul style="list-style-type: none"> <li>- Barrier methods, Intra Uterine Devices, Hormonal, Post Conceptional Methods, etc</li> </ul> </li> <li>□ Terminal methods                   <ul style="list-style-type: none"> <li>- Sterilization</li> </ul> </li> </ul> </li> <li>• Emergency Contraception methods</li> <li>• Abortion - Natural, Medical and surgical abortion – MTP Act</li> <li>• Toxic Shock Syndrome</li> <li>• Injuries and Trauma; Sexual violence</li> </ul> Special therapies Nursing procedures Drugs used in treatment of gynaecological disorders National family welfare programme		
V	10	Describe the etiology, pathophysiology, clinical manifestations, diagnostic measures and nursing management of patients with <b>Burns, reconstructive and cosmetic surgery</b>	<b>Nursing management of patients with Burns, reconstructive and cosmetic surgery</b> <ul style="list-style-type: none"> <li>• Review of anatomy and physiology of the skin and connective tissues and various deformities</li> <li>• Nursing Assessment-History and Physical assessment and Assessment of burns and fluid and electrolyte loss</li> <li>• Etiology, Classification, Pathophysiology, clinical manifestations, diagnosis, treatment modalities and medical &amp; surgical</li> </ul>	<ul style="list-style-type: none"> <li>• Lecture discussion</li> <li>• Explain using Charts, graphs</li> <li>• Models, films, slides</li> <li>• Demonstration</li> <li>• Practice session</li> <li>• Case discussions/ Seminar</li> <li>• Health education</li> <li>• Supervised clinical practice</li> </ul>	<ul style="list-style-type: none"> <li>• Essay type</li> <li>• Short answers</li> <li>• Objective type</li> <li>• Assessment of skills with check list</li> <li>• Assessment of patient management problem</li> </ul>



Unit	Time (Hrs)	Learning Objectives	Content	Teaching Learning Activity	Assessment method
			<p>nursing management of Burns and Re-constructive and Cosmetic surgery;</p> <ul style="list-style-type: none"> <li>• Types of Re-constructive and Cosmetic surgery; for burns, congenital deformities, injuries and cosmetic purposes</li> <li>• Role of Nurse</li> <li>• Legal aspects</li> <li>• Rehabilitation</li> <li>• Special therapies               <ul style="list-style-type: none"> <li>□ Psycho social aspects</li> </ul> </li> </ul> <p>Nursing procedures Drugs used in treatment of Burns, reconstructive and cosmetic surgery</p>	<ul style="list-style-type: none"> <li>• Drug book /presentation</li> </ul>	
VI	10	<ul style="list-style-type: none"> <li>• Describe the etiology, patho physiology, clinical manifestations, diagnostic measures and nursing management of patients with oncology</li> </ul>	<p><b>Nursing management of patients with oncological conditions</b></p> <ul style="list-style-type: none"> <li>• Structure &amp; characteristics of normal &amp; cancer cells</li> <li>• Nursing Assessment-History and Physical assessment</li> <li>• Prevention, Screening, Early detection, Warning signs of cancer</li> <li>• Epidemiology, Etiology, Classification, Pathophysiology, Staging, clinical manifestations, diagnosis, treatment modalities and medical &amp; surgical nursing management of oncological conditions</li> <li>• Common malignancies of various body systems; Oral, larynx, lung, Stomach and Colon, Liver, Leukemias and lymphomas, Breast, Cervix, Ovary, Uterus, Sarcoma, Brain, Renal, Bladder, Prostate etc</li> <li>• Oncological emergencies</li> <li>• Modalities of treatment               <ul style="list-style-type: none"> <li>□ Immunotherapy</li> <li>□ Chemotherapy</li> <li>□ Radiotherapy</li> <li>□ Surgical Interventions</li> <li>□ Stem cell and Bone marrow transplants</li> <li>□ Gene therapy</li> </ul> </li> </ul>	<ul style="list-style-type: none"> <li>• Lecture discussion</li> <li>• Explain using Charts, graphs</li> <li>• Models, films, slides</li> <li>• Demonstration</li> <li>• Practice session</li> <li>• Case discussions/Seminar</li> <li>• Health education</li> <li>• Supervised clinical practice</li> <li>• Drug book /presentation</li> </ul>	<ul style="list-style-type: none"> <li>• Essay type</li> <li>• Short answers</li> <li>• Objective type</li> <li>• Assessment of skills with check list</li> <li>• Assessment of patient management problem</li> </ul>

Unit	Time (Hrs)	Learning Objectives	Content	Teaching Learning Activity	Assessment method
			<ul style="list-style-type: none"> <li>□ Other forms of treatment</li> <li>• Psychosocial-aspects of cancer.</li> <li>• Rehabilitation</li> <li>• Palliative care; Symptom and Pain Management, Nutritional support</li> <li>• Home care</li> <li>• Hospice care</li> <li>• Stomal Therapy</li> <li>• Special therapies</li> <li>□ Psycho social aspects</li> <li>• Nursing procedures</li> </ul>		
VII	10	<ul style="list-style-type: none"> <li>• Describe organization of emergency and disaster care services</li> <li>• Describe the role of nurse in disaster management</li> <li>• Describe the role of nurse in management of common Emergencies.</li> </ul>	<p><b>Nursing management of patient in EMERGENCY &amp; DISASTER situations</b></p> <p><b>Disaster Nursing:</b></p> <ul style="list-style-type: none"> <li>• Concepts and principles of Disaster Nursing</li> <li>• Causes and Types of Disaster: Natural and Man-made <ul style="list-style-type: none"> <li>□ Earthquakes, Floods, Epidemics, Cyclones</li> <li>□ Fire, Explosion, Accidents</li> <li>□ Violence, Terrorism; bio-chemical, War</li> </ul> </li> <li>• Policies related to emergency/disaster management; International, national, state, institutional</li> <li>• Disaster preparedness:</li> <li>• Team, Guidelines, protocols, Equipments, Resources</li> <li>• Coordination and involvement of; Community, various govt. departments, non-govt. organizations and International agencies</li> <li>• Role of nurse: working</li> <li>• Legal Aspects of Disaster Nursing</li> <li>• Impact on Health and after effects; Post Traumatic Stress Disorder</li> <li>• Rehabilitation; physical, psycho-social, Financial, Relocation</li> </ul> <p><b>Emergency Nursing</b></p> <ul style="list-style-type: none"> <li>• Concept, priorities, principles and Scope of emergency nursing</li> </ul>	<ul style="list-style-type: none"> <li>• Lecture discussion</li> <li>• Explain using Charts, graphs</li> <li>• Models, films, slides</li> <li>• Demonstration</li> <li>• Practice session</li> <li>• Case discussions/Seminar</li> <li>• Health education</li> <li>• Supervised clinical practice</li> <li>• Disaster management Drills</li> <li>• Drug book /presentation</li> </ul>	<ul style="list-style-type: none"> <li>• Essay type</li> <li>• Short answers</li> <li>• Objective type</li> <li>• Assessment of skills with check list</li> <li>• Assessment of patient management problem</li> </ul>

Unit	Time (Hrs)	Learning Objectives	Content	Teaching Learning Activity	Assessment method
			<ul style="list-style-type: none"> <li>• Organization of emergency services: physical setup, staffing, equipment and supplies, protocols, Concepts of triage and role of triage nurse</li> <li>• Coordination and involvement of different departments and facilities</li> <li>• Nursing Assessment-History and Physical assessment</li> <li>• Etiology, Pathophysiology, clinical manifestations, diagnosis, treatment modalities and medical &amp; surgical nursing management of patient with medical and surgical Emergency</li> <li>• Principles of emergency management</li> <li>• Common Emergencies;</li> <li>• Respiratory Emergencies</li> <li>• Cardiac Emergencies</li> <li>• Shock and Haemorrhage</li> <li>• Pain</li> <li>• Poly-Trauma, road accidents, crush injuries, wound</li> <li>• Bites</li> <li>• Poisoning; Food, Gas, Drugs &amp; chemical poisoning</li> <li>• Seizures</li> <li>• Thermal Emergencies; Heat stroke &amp; Cold injuries</li> <li>• Pediatric Emergencies</li> <li>• Psychiatric Emergencies</li> <li>• Obstetrical Emergencies</li> <li>• Violence, Abuse, Sexual assault</li> <li>• Cardio Pulmonary Resuscitation</li> <li>• Crisis Intervention</li> <li>• Role of the nurse; Communication and Inter Personal Relations</li> <li>• Medico-Legal Aspects;</li> </ul>		
VIII	10	<ul style="list-style-type: none"> <li>• Explain the concept and problems of aging</li> </ul>	<b>Nursing care of the elderly</b> <ul style="list-style-type: none"> <li>• Nursing Assessment-History and Physical assessment</li> <li>• Ageing;</li> <li>• Demography; Myths and realities</li> <li>• Concepts and theories of ageing</li> </ul>	<ul style="list-style-type: none"> <li>• Lecture discussion</li> <li>• Explain using Charts, graphs</li> <li>• Models, films, slides</li> </ul>	<ul style="list-style-type: none"> <li>• Essay type</li> <li>• Short answers</li> <li>• Objective type</li> <li>• Assessment</li> </ul>

Unit	Time (Hrs)	Learning Objectives	Content	Teaching Learning Activity	Assessment method
		<ul style="list-style-type: none"> <li>Describe nursing care of the elderly</li> </ul>	<ul style="list-style-type: none"> <li>Cognitive Aspects of Ageing</li> <li>Normal biological ageing</li> <li>Age related body systems changes</li> <li>Psychosocial Aspects of Aging</li> <li>Medications and elderly</li> <li>Stress &amp; coping in older adults</li> <li>Common Health Problems &amp; Nursing Management;</li> <li>Cardiovascular, Respiratory, Musculoskeletal;</li> <li>Endocrine, genito-urinary, gastrointestinal</li> <li>Neurological, Skin and other Sensory organs               <ul style="list-style-type: none"> <li>Psychosocial and Sexual</li> <li>Abuse of elderly</li> </ul> </li> <li>Role of nurse for care of elderly: ambulation, nutritional, communicational, psychosocial and spiritual</li> <li>Role of nurse for caregivers of elderly</li> <li>Role of family and formal and non formal caregivers</li> <li>Use of aids and prosthesis (hearing aids, dentures,</li> <li>Legal &amp; Ethical Issues</li> <li>Provisions and Programmes for elderly; privileges, Community Programs and health services;</li> <li>Home and institutional care</li> </ul>	<ul style="list-style-type: none"> <li>Demonstration</li> <li>Practice session</li> <li>Case discussions/Seminar</li> <li>Health education</li> <li>Supervised clinical practice</li> <li>Drug book /presentation</li> <li>Visit to old age home</li> </ul>	<ul style="list-style-type: none"> <li>of skills with check list</li> <li>Assessment of patient management problem</li> </ul>
IX	10	<ul style="list-style-type: none"> <li>Describe organization of critical care units</li> <li>Describe the role of nurse in management of patients critical care units</li> </ul>	<p><b>Nursing management of patient in critical care units</b></p> <ul style="list-style-type: none"> <li>Nursing Assessment-History and Physical assessment</li> <li>Classification</li> <li>Principles of critical care nursing</li> <li>Organization; Physical setup, Policies, staffing norms,</li> <li>Protocols, equipment and supplies</li> <li>Special equipments; ventilators, cardiac monitors, defibrillators,</li> <li>Resuscitation equipments</li> <li>Infection Control Protocols</li> </ul>	<ul style="list-style-type: none"> <li>Lecture discussion</li> <li>Explain using Charts, graphs</li> <li>Models, films, slides</li> <li>Demonstration</li> <li>Role plays</li> <li>Counseling</li> <li>Practice session</li> <li>Case discussions/Seminar</li> </ul>	<ul style="list-style-type: none"> <li>Essay type</li> <li>Short answers</li> <li>Objective type</li> <li>Assessment of skills with check list</li> <li>Assessment of patient management problem</li> </ul>

Unit	Time (Hrs)	Learning Objectives	Content	Teaching Learning Activity	Assessment method
			<ul style="list-style-type: none"> <li>• Nursing management of critically ill patient;</li> <li>• Monitoring of critically ill patient</li> <li>• CPR-Advance Cardiac Life support</li> <li>• Treatments and procedures.</li> <li>• Transitional care</li> <li>• Ethical and Legal Aspects</li> <li>• Communication with patient and family</li> <li>• Intensive care records</li> <li>• Crisis Intervention</li> <li>• Death and Dying-coping with</li> <li>• Drugs used in critical care unit</li> </ul>	<ul style="list-style-type: none"> <li>• Health education</li> <li>• Supervised clinical practice</li> <li>• Drug book /presentation</li> </ul>	
X	8	<ul style="list-style-type: none"> <li>• Describe the etiology, pathophysiology, clinical manifestations, assessment, diagnostic measures and management of patients with occupational and industrial health disorder</li> </ul>	<p><b>Nursing management of patients adults including elderly with Occupational and Industrial disorders</b></p> <ul style="list-style-type: none"> <li>• Nursing Assessment-History and Physical assessment</li> <li>• Etiology, Pathophysiology, clinical manifestations, diagnosis, treatment modalities and medical &amp; surgical nursing management of occupational and industrial health disorders</li> <li>• Role of nurse</li> </ul> <p>Special therapies, alternative therapies Nursing procedures Drugs used in treatment of Occupational and Industrial disorders</p>		

# Medical Surgical Nursing (Adult and Geriatrics) – II Practical

Placement: Third Year

Time: Theory - 120 hrs  
Practical - 270 hrs  
Internship- 430 hrs

Areas	Duration (in wks)	Objectives of posting	Skills to be developed	Assignments	Assessment methods
ENT	1	<ul style="list-style-type: none"> <li>• Provide care to patients with ENT disorders</li> <li>• Counsel and educate patient and families</li> </ul>	<ul style="list-style-type: none"> <li>• Perform examination of ear, nose and throat</li> <li>• Assist with diagnostic procedures</li> <li>• Assist with therapeutic procedures</li> <li>• Instillation of drops</li> <li>• Perform/assist with irrigations.</li> <li>• Apply ear bandage</li> <li>• Perform tracheostomy care</li> <li>• Teach patients and families</li> </ul>	<ul style="list-style-type: none"> <li>• Provide care to 2-3 assigned patients</li> <li>• Nursing care plan – 1</li> <li>• Observation reports of OPD</li> <li>• Maintain drug book</li> </ul>	<ul style="list-style-type: none"> <li>• Assess each skill with checklist</li> <li>• Assess performance with rating scale</li> <li>• Evaluation of observation report of OPD</li> <li>• Completion of activity record</li> </ul>
Ophthalmology	1	<ul style="list-style-type: none"> <li>• Provide care to patients with Eye disorders</li> <li>• Counsel and educate patient and families</li> </ul>	<ul style="list-style-type: none"> <li>• Perform examination of eye</li> <li>• Assist with diagnostic procedures</li> <li>• Assist with therapeutic procedures</li> <li>• Perform/assist with irrigations.</li> <li>• Apply eye bandage</li> <li>• Apply eye drops/ ointments</li> <li>• Assist with foreign body removal.</li> <li>• Teach patients and families</li> </ul>	<ul style="list-style-type: none"> <li>• Provide care to 2-3 assigned patients</li> <li>• Nursing care plan – 1</li> <li>• Observation reports of OPD &amp; Eye bank</li> <li>• Maintain drug book</li> </ul>	<ul style="list-style-type: none"> <li>• Assess each skill with checklist</li> <li>• Assess performance with rating scale</li> <li>• Evaluation of observation report of OPD/Eye bank</li> <li>• Completion of activity record</li> </ul>

Areas	Duration (in wks)	Objectives of posting	Skills to be developed	Assignments	Assessment methods
Neurology	2	<ul style="list-style-type: none"> <li>• Provide care to patients with neurological disorders.</li> <li>• Counsel and educate patient and families</li> </ul>	<ul style="list-style-type: none"> <li>• Perform Neurological Examination</li> <li>• Use Glasgow coma scale</li> <li>• Assist with diagnostic procedures</li> <li>• Assist with therapeutic procedures</li> <li>• Teach patients &amp; families</li> <li>• Participate in rehabilitation program</li> </ul>	<ul style="list-style-type: none"> <li>• Provide care to assigned 2-3 patients with neurological disorders.</li> <li>• Case study/Case presentation-1</li> <li>• Maintains drug book</li> <li>• Health Teaching-1</li> </ul>	<ul style="list-style-type: none"> <li>• Assess each skill with checklist</li> <li>• Assess performance with rating scale</li> <li>• 3. Evaluation of case study &amp; health teaching</li> <li>• Completion of activity record</li> </ul>
Gynecology ward	1	<ul style="list-style-type: none"> <li>• Provide care to patients with gynecological disorders.</li> <li>• Counsel and educate patient and families</li> </ul>	<ul style="list-style-type: none"> <li>• Assist with gynecological Examination</li> <li>• Assist with diagnostic procedures</li> <li>• Assist with therapeutic procedures</li> <li>• Teach patients families</li> <li>• Teaching self Breast Examination</li> <li>• Assist with PAP smear collection.</li> </ul>	<ul style="list-style-type: none"> <li>• Provide care to 2-3 assigned patients</li> <li>• Nursing care plan – 1</li> <li>• Maintain drug book</li> </ul>	<ul style="list-style-type: none"> <li>• Assess each skill with checklist</li> <li>• Assess performance with rating scale</li> <li>• Evaluation of care plan</li> <li>• Completion of activity record</li> </ul>
Burns Unit	1	<ul style="list-style-type: none"> <li>• Provide care to patients with Burns</li> <li>• Counsel and educate patient and families</li> </ul>	<ul style="list-style-type: none"> <li>• Assessment of the burns patient                             <ul style="list-style-type: none"> <li>□ Percentage of burns</li> <li>□ Degree of burns.</li> </ul> </li> <li>• Fluid &amp; electrolyte replacement therapy                             <ul style="list-style-type: none"> <li>□ Assess</li> <li>□ Calculate</li> <li>□ Replace</li> <li>□ Record intake/output</li> </ul> </li> <li>• Care of Burn wounds</li> </ul>	<ul style="list-style-type: none"> <li>• Provide care to 1-2 assigned patients</li> <li>• Nursing care plan – 1</li> <li>• Observation report of Burns unit</li> </ul>	<ul style="list-style-type: none"> <li>• Assess each skill with checklist</li> <li>• Assess performance with rating scale</li> <li>• Evaluation of care plan an observation report</li> <li>• Completion of activity record</li> </ul>

Areas	Duration (in wks)	Objectives of posting	Skills to be developed	Assignments	Assessment methods
			<ul style="list-style-type: none"> <li><input type="checkbox"/> Bathing</li> <li><input type="checkbox"/> Dressing</li> <li>• Perform active &amp; passive exercises</li> <li>• Practice medical &amp; surgical asepsis</li> <li>• Counsel &amp; Teach patients and families</li> <li>• Participate in rehabilitation program</li> </ul>		activity record
Oncology Unit	1	<ul style="list-style-type: none"> <li>• Provide care to patients with cancer</li> <li>• Counsel and educate patient and families</li> </ul>	<ul style="list-style-type: none"> <li>• Screen for common cancers-TNM classification</li> <li>• Assist with diagnostic procedures               <ul style="list-style-type: none"> <li><input type="checkbox"/> Biopsies</li> <li><input type="checkbox"/> Pap smear</li> <li><input type="checkbox"/> Bone-marrow aspiration</li> </ul> </li> <li>• Breast examination</li> <li>• Assist with therapeutic procedures</li> <li>• Participates in various modalities of treatment               <ul style="list-style-type: none"> <li><input type="checkbox"/> Chemotherapy</li> <li><input type="checkbox"/> Radiotherapy</li> <li><input type="checkbox"/> Pain management</li> <li><input type="checkbox"/> Stomalththerapy</li> <li><input type="checkbox"/> Hormonal therapy</li> <li><input type="checkbox"/> Immuno therapy</li> <li><input type="checkbox"/> Gene therapy</li> <li><input type="checkbox"/> Alternative therapy</li> </ul> </li> <li>• Participate in palliative care</li> <li>• Counsel and teach patients families</li> </ul>	<ul style="list-style-type: none"> <li>• Provide care to 2-3 assigned patients</li> <li>• Nursing care plan – 1</li> <li>• Observation report of cancer unit</li> </ul>	<ul style="list-style-type: none"> <li>• Assess each skill with checklist</li> <li>• Assess performance with rating scale</li> <li>• Evaluation of care plan and observation report</li> <li>• Completion of activity record</li> </ul>



Areas	Duration (in wks)	Objectives of posting	Skills to be developed	Assignments	Assessment methods
			<ul style="list-style-type: none"> <li><input type="checkbox"/> Self Breast Examination</li> <li><input type="checkbox"/> Warning signs</li> <li>• Participate in rehabilitation program</li> </ul>		
Critical care unit	2	<ul style="list-style-type: none"> <li>• Provide care to critically ill patients</li> <li>• Counsel patient and families for grief and bereavement</li> </ul>	<ul style="list-style-type: none"> <li>• Monitoring of patients in ICU</li> <li>• Maintain flow sheet</li> <li>• Care of patient on ventilators</li> <li>• Perform Endotracheal suction</li> <li>• -Demonstrates use of ventilators, cardiac monitors etc.</li> <li>• Collect specimens and interprets ABG analysis</li> <li>• Assist with arterial puncture</li> <li>• Maintain CVP line</li> <li>• Pulse oximetry</li> <li>• CPR- ALS</li> <li>• Defibrillators</li> <li>• Pace makers</li> <li>• Bag-mask ventilation</li> <li>• Emergency tray/ trolley-Crash Cart</li> <li>• Administration of drugs               <ul style="list-style-type: none"> <li><input type="checkbox"/> Infusion pump</li> <li><input type="checkbox"/> Epidural</li> <li><input type="checkbox"/> Intra thecal</li> <li><input type="checkbox"/> Intracardiac</li> </ul> </li> <li>• Total parenteral therapy</li> <li>• Chest physiotherapy</li> <li>• Perform active &amp; passive exercises</li> </ul>	<ul style="list-style-type: none"> <li>• Provide care to 1 assigned patient</li> <li>• Observation report of Critical care unit</li> <li>• Drugs book.</li> </ul>	<ul style="list-style-type: none"> <li>• Assess each skill with checklist</li> <li>• Assess performance with rating scale</li> <li>• Evaluation of observation report</li> <li>• Completion of activity record</li> </ul>

Areas	Duration (in wks)	Objectives of posting	Skills to be developed	Assignments	Assessment methods
			<ul style="list-style-type: none"> <li>Counsel the patient and family in dealing with grieving and bereavement</li> </ul>		
Casualty/Emergency	1	<ul style="list-style-type: none"> <li>Provide care to patients in emergency and disaster situation</li> <li>Counsel patient and families for grief and bereavement</li> </ul>	<ul style="list-style-type: none"> <li>Practice 'triage'.</li> <li>Assist with assessment, examination, investigations &amp; their interpretations, in emergency and disaster situations</li> <li>Assist in documentations</li> <li>Assist in legal procedures in emergency unit</li> <li>Participate in managing crowd</li> <li>Counsel patient and families in grief and bereavement</li> </ul>	<ul style="list-style-type: none"> <li>Observation report of Emergency unit</li> </ul>	<ul style="list-style-type: none"> <li>Assess performance with rating scale</li> <li>Evaluation of observation report</li> <li>Completion of activity record</li> </ul>

**Placement:** Internship

**Time:** 9 weeks

Area	Duration (in week)	Objective	Skills	Assessment
Medical ward	2	Provide comprehensive care to patients with medical and surgical conditions including emergencies	Integrated Practice	Assess clinical performance with rating scale
Surgical ward	2			
Critical care unit /ICCU	1	Assist with common operations		
Casualty/Emergency	2			
Operation Theatre (Eye, ENT, Neuro)	2			

# Child Health Nursing

Placement: Third Year

Time: Theory - 90 Hours

Practical - 270 Hours

Internship- 145 hours

**Course Description:** This course is designed for developing an understanding of the modern approach to child- care, identification, prevention and nursing management of common health problems of neonates and children.


Unit	Time (Hrs)	Learning Objective	Content	Teaching Learning Activities	Assessment Methods
I	15	<ul style="list-style-type: none"> <li>• Explain the modern concept of child care &amp; principles of child health nursing</li> <li>• Describe national policy programs and legislation in relation to child health and welfare.</li> <li>• List major causes of death during infancy, early &amp; late childhood</li> <li>• Describe the major functions and role of the paediatric nurse in caring for a hospitalized child.</li> <li>• Describe the principles of child health nursing</li> </ul>	<p><b>Introduction</b>  <b>Modern concepts of childcare</b></p> <ul style="list-style-type: none"> <li>• Internationally accepted rights of the Child</li> <li>• National policy and legislations in relation to child health and welfare</li> <li>• National programmes related to child health and welfare</li> <li>• Agencies related to welfare services to the children</li> <li>• Changing trends in hospital care, preventive, promotive and curative aspects of child health.</li> <li>• Child morbidity and mortality rates.</li> <li>• Differences between an adult and child</li> <li>• Hospital environment for a sick child</li> <li>• Impact of hospitalisation on the child and family.</li> <li>• Grief and bereavement</li> <li>• The role of a Child health nurse in caring for a hospitalised child</li> <li>• Principles of pre and post operative care of infants and children</li> <li>• Child health nursing procedures.</li> </ul>	<ul style="list-style-type: none"> <li>• Lecture</li> <li>• Discussion</li> <li>• Demonstration of common paediatric procedures</li> </ul>	<ul style="list-style-type: none"> <li>• Short answers</li> <li>• Objective type</li> <li>• Assessment of skills with checklist</li> </ul>

Unit	Time (Hrs)	Learning Objective	Content	Teaching Learning Activities	Assessment Methods
II	20	<ul style="list-style-type: none"> <li>Describe the normal growth &amp; development of children at different ages</li> <li>Identify the needs of children at different ages &amp; provide parental guidance</li> <li>Identify the nutritional needs of children at different ages and ways of meeting the needs</li> <li>Appreciate the role of play for normal &amp; sick children.</li> <li>Appreciate the preventive measures and strategies for children</li> </ul>	<b>The healthy child</b> <ul style="list-style-type: none"> <li>Principles of growth and development</li> <li>Factors affecting growth &amp; development</li> <li>Growth and development from birth to adolescence</li> <li>The needs of normal children through the stages of developmental and parental guidance</li> <li>Nutritional needs of children &amp; infants: breast feeding, exclusive breast feeding supplementary/ artificial feeding and weaning,</li> <li>Baby friendly hospital concept</li> <li>Accidents: causes and prevention</li> <li>Value of play and selection of play material</li> <li>Preventive immunization, immunization programme and cold chain</li> <li>Preventive paediatrics</li> <li>Care of under five &amp; under five clinics/ well baby clinics</li> </ul>	<ul style="list-style-type: none"> <li>Lecture</li> <li>Discussion</li> <li>Developmental study of infant and children</li> <li>Observation study of normal and sick child</li> <li>Field visit to Anganwadi, child guidance clinic</li> <li>Film show on breast feeding</li> <li>Clinical practice/field</li> </ul>	<ul style="list-style-type: none"> <li>Short answers</li> <li>Objective type</li> <li>Assessment of field visits and developmental study reports</li> </ul>
III	15	<ul style="list-style-type: none"> <li>Provide care to normal &amp; high risk neonates</li> <li>Perform neonatal resuscitation.</li> <li>Recognize and manage</li> </ul>	<b>Nursing care of a neonate</b> <ul style="list-style-type: none"> <li>Nursing care of a normal newborn/Essential newborn care</li> <li>Neonatal resuscitation</li> <li>Nursing management of a low birth weight baby.</li> <li>Kangaroo mother care</li> <li>Nursing management of common neonatal disorders</li> </ul>	<ul style="list-style-type: none"> <li>Lecture</li> <li>Discussion</li> <li>Workshop on neonatal resuscitation</li> <li>Demonstration</li> <li>Practice session</li> <li>Clinical practice</li> </ul>	<ul style="list-style-type: none"> <li>Short answers</li> <li>Objective type</li> <li>Assessment of skills with checklist</li> </ul>

Unit	Time (Hrs)	Learning Objective	Content	Teaching Learning Activities	Assessment Methods
		common neonatal problems	<ul style="list-style-type: none"> <li>• Organization of neonatal unit.</li> <li>• Identification &amp; nursing management of common congenital malformations.</li> </ul>		
IV	10		<b>Integrated management of neonatal and childhood illnesses (IMNCI)</b>		
V	20	<ul style="list-style-type: none"> <li>• Provide nursing care in common childhood diseases</li> <li>• Identify measures to prevent common childhood diseases including immunization</li> </ul>	<b>Nursing management in common childhood diseases</b> <ul style="list-style-type: none"> <li>• Nutritional deficiency disorders</li> <li>• Respiratory disorders and infections</li> <li>• Gastrointestinal infections, infestations and congenital disorders</li> <li>• Cardio vascular problem: congenital defects and rheumatic fever, rheumatic heart disease</li> <li>• Genito- urinary disorders: acute glomerulo nephritis, Nephrotic syndrome, Wilms' tumor, infection and congenital disorders.</li> <li>• Neurological infections and disorders: convulsions, epilepsy, meningitis, hydrocephalus, spina-bifida.</li> <li>• Hematological disorders: Anemias, thalassemia, ITP, Leukemia, hemophilia</li> <li>• Endocrine disorders: Juvenile Diabetes Mellitus</li> <li>• Orthopedic disorders: club feet, hip dislocation and fracture.</li> <li>• Disorders of skin, eye, and ears</li> <li>• Common communicable diseases in children, their identification, nursing management in hospital and home and prevention.</li> <li>• Child health emergencies: poisoning, foreign bodies, hemorrhage, burns and drowning.</li> </ul>	<ul style="list-style-type: none"> <li>• Lecture</li> <li>• Discussion</li> <li>• Demonstration</li> <li>• Practice session</li> <li>• Clinical practice</li> </ul>	<ul style="list-style-type: none"> <li>• Short answers</li> <li>• Objective type</li> <li>• Assessment of skills with checklist</li> </ul>

Unit	Time (Hrs)	Learning Objective	Content	Teaching Learning Activities	Assessment Methods
			<ul style="list-style-type: none"> <li>Nursing care of infant and children with HIV/AIDS.</li> </ul>		
VI	10	<ul style="list-style-type: none"> <li>Manage the child with behavioural &amp; social problems</li> <li>Identify the social &amp; welfare services for challenged children</li> </ul>	<b>Management of behavioural &amp; social problems in children</b> <ul style="list-style-type: none"> <li>Management of common behavioural disorders</li> <li>Management of common psychiatric problems</li> <li>Management of challenged children: Mentally, Physically, &amp; Socially challenged</li> <li>Welfare services for challenged children in India.</li> <li>Child guidance clinics</li> </ul>	<ul style="list-style-type: none"> <li>Lecture discussion</li> <li>Field visits to child guidance clinics, school for mentally &amp; physically, socially challenged</li> </ul>	<ul style="list-style-type: none"> <li>Short answers</li> <li>Objective type</li> <li>Assessment of field reports</li> </ul>

# Child Health Nursing-Practical



**Placement:** Third Year  
Fourth year

**Time:** 270 hours (9 Weeks)  
**Internship:** 145 hours (3 Weeks)

Areas	Duration (in weeks)	Objectives	Skills	Assignments	Assessment methods
Paediatric Medicine Ward	3	<ul style="list-style-type: none"> <li>• Provide nursing care to children with various medical disorders</li> <li>• Counsel and educate parents.</li> </ul>	<ul style="list-style-type: none"> <li>• Taking Paediatric History</li> <li>• Physical examination and assessment of children</li> <li>• Administer of oral, I/M &amp; IV medicine/fluids</li> <li>• Calculation of fluid requirements</li> <li>• Prepare different strengths of I. V. fluids</li> <li>• Apply restraints</li> <li>• Administer O<sub>2</sub> inhalation by different methods</li> <li>• Give baby bath</li> <li>• Feed children by Katori spoon, etc.</li> <li>• Collect specimens for common investigations</li> <li>• Assist with common diagnostic procedures</li> <li>• Teach mothers/parents               <ul style="list-style-type: none"> <li><input type="checkbox"/> Malnutrition</li> <li><input type="checkbox"/> Oral rehydration therapy</li> <li><input type="checkbox"/> Feeding &amp; Weaning</li> <li><input type="checkbox"/> Immunization schedule</li> <li><input type="checkbox"/> Play therapy</li> <li><input type="checkbox"/> Specific Disease conditions</li> </ul> </li> </ul>	<ul style="list-style-type: none"> <li>• Give care to three assigned paediatric patients</li> <li>• Nursing Care Plan -1</li> <li>• Case study/presentation - 1</li> <li>• Health Talk -1</li> </ul>	<ul style="list-style-type: none"> <li>• Assess clinical performance with rating scale</li> <li>• Assess each skill with checklist OSCE/OSPE</li> <li>• Evaluation of case study/presentation and Health education session</li> <li>• Completion of activity record.</li> </ul>

Areas	Duration (in weeks)	Objectives	Skills	Assignments	Assessment methods
Pediatric Surgery Ward	3	<ul style="list-style-type: none"> <li>Recognize different pediatric surgical conditions/ malformations</li> <li>Provide pre and post operative care to children with common paediatric surgical conditions/ malformation</li> <li>Counsel and educate parents</li> </ul>	<ul style="list-style-type: none"> <li>Calculate, prepare and administer I/V fluids</li> <li>Do bowel wash</li> <li>Care for ostomies: <ul style="list-style-type: none"> <li>Colostomy irrigation</li> <li>Ureterostomy</li> <li>Gastrostomy</li> <li>Enterostomy</li> </ul> </li> <li>Urinary catheterization and drainage</li> <li>Feeding <ul style="list-style-type: none"> <li>Naso-gastric</li> <li>Gastrostomy</li> <li>Jejunostomy</li> </ul> </li> <li>Care of surgical wounds <ul style="list-style-type: none"> <li>Dressing</li> <li>Suture removal</li> </ul> </li> </ul>	<ul style="list-style-type: none"> <li>Give care to three assigned paediatric surgical patients</li> <li>Nursing Care Plan - 1</li> <li>Case study/Presentation - 1</li> </ul>	<ul style="list-style-type: none"> <li>Assess clinical performance with rating scale</li> <li>Assess each skill with checklist OSCE/OSPE</li> <li>Evaluation of case study/presentation</li> <li>Completion of activity record.</li> </ul>
Pediatric OPD/ Immunization room	1	<ul style="list-style-type: none"> <li>Perform assessment of children: Health, Developmental and Anthropometric</li> <li>Perform Immunization</li> <li>Give Health Education/Nutritional Education</li> </ul>	<ul style="list-style-type: none"> <li>Assessment of children <ul style="list-style-type: none"> <li>Health assessment</li> <li>Developmental assessment</li> <li>Anthropometric assessment</li> </ul> </li> <li>Immunization</li> <li>Health/Nutritional Education</li> </ul>	<ul style="list-style-type: none"> <li>Developmental study - 1</li> </ul>	<ul style="list-style-type: none"> <li>Assess clinical performance with rating scale</li> <li>Completion of activity record</li> </ul>
Paediatric medicine and surgery ICU	1+1	<ul style="list-style-type: none"> <li>Provide nursing care to critically ill children</li> </ul>	<ul style="list-style-type: none"> <li>Care of a baby in incubator/warmer</li> <li>Care of a child on ventilator</li> <li>Endotracheal suction</li> <li>Chest physiotherapy</li> <li>Administer fluids with infusion pump</li> <li>Total parenteral nutrition</li> <li>Phototherapy</li> </ul>	<ul style="list-style-type: none"> <li>Nursing care plan 1</li> <li>Observation report 1</li> </ul>	<ul style="list-style-type: none"> <li>Assess clinical performance with rating scale</li> <li>Completion of activity record</li> <li>Evaluation of observation report</li> </ul>



Areas	Duration (in weeks)	Objectives	Skills	Assignments	Assessment methods
			<ul style="list-style-type: none"> <li>• Monitoring of babies</li> <li>• Cardio Pulmonary resuscitation</li> </ul>		

## Internship

Area	Duration (in weeks)	Objective	Skills	Assessment
Pediatric medicine ward/ICU	1	<ul style="list-style-type: none"> <li>• Provide comprehensive care to children with medical conditions</li> </ul>	<ul style="list-style-type: none"> <li>• Integrated Practice</li> </ul>	<ul style="list-style-type: none"> <li>• Assess clinical performance with rating scale</li> </ul>
Pediatric Surgery ward/ICU	1	<ul style="list-style-type: none"> <li>• Provide comprehensive care to children with surgical conditions</li> </ul>	<ul style="list-style-type: none"> <li>• Integrated Practice</li> </ul>	<ul style="list-style-type: none"> <li>• Assess clinical performance with rating scale</li> </ul>
NICU	1	<ul style="list-style-type: none"> <li>• Provide intensive care to neonates</li> </ul>	<ul style="list-style-type: none"> <li>• Integrated Practice</li> </ul>	<ul style="list-style-type: none"> <li>• Assess clinical performance with rating scale</li> </ul>

# Mental Health Nursing

Placement: Third Year

Time: Theory – 90 Hours

Practical – 270 Hours

Internship- 95 hours (2 weeks)

**Course Description:** This course is designed for developing an understanding of the modern approach to mental health, identification, prevention and nursing management of common mental health problems with special emphasis on therapeutic interventions for individuals, family and community.

Unit	Time (Hrs)	Learning Objective	Content	Teaching Learning Activity	Assessment Method
I	5	<ul style="list-style-type: none"> <li>• Describes the historical development &amp; current trends in mental health nursing</li> <li>• Describe the epidemiology of mental health problems</li> <li>• Describe the National Mental Health Act, programmes and mental health policy</li> <li>• Discusses the scope of mental health nursing</li> <li>• Describe the concept of normal &amp; abnormal behaviour</li> </ul>	<p><b>Introduction</b></p> <ul style="list-style-type: none"> <li>• Perspectives of Mental Health and Mental Health nursing: evolution of mental health services, treatments and nursing practices.</li> <li>• Prevalence and incidence of mental health problems and disorders.</li> <li>• Mental Health Act</li> <li>• National Mental health policy vis a vis National Health Policy</li> <li>• National Mental Health programme</li> <li>• Mental health team</li> <li>• Nature and scope of mental health nursing</li> <li>• Role and functions of mental health nurse in various settings and factors affecting the level of nursing practice</li> <li>• Concepts of normal and abnormal behaviour</li> </ul>	<ul style="list-style-type: none"> <li>• Lecture</li> <li>• Discussion</li> </ul>	<ul style="list-style-type: none"> <li>• Objective type</li> <li>• Short answer</li> <li>• Assessment of the field visit reports</li> </ul>
II	5	<ul style="list-style-type: none"> <li>• Defines the various terms used in mental health Nursing</li> </ul>	<p><b>Principles and Concepts of Mental Health Nursing</b></p> <ul style="list-style-type: none"> <li>• Definition: mental health nursing and terminology used</li> <li>• Classification of mental disorders: ICD</li> </ul>	<ul style="list-style-type: none"> <li>• Lecture discussion</li> <li>• Explain using Charts</li> <li>• Review of personality development</li> </ul>	<ul style="list-style-type: none"> <li>• Essay type</li> <li>• Short answer</li> <li>• Objective type</li> </ul>

Unit	Time (Hrs)	Learning Objective	Content	Teaching Learning Activity	Assessment Method
		<ul style="list-style-type: none"> <li>Explains the classification of mental disorders</li> <li>Explain psycho dynamics of maladaptive behaviour</li> <li>Discuss the etiological factors, psychopathology of mental disorders</li> <li>Explain the Principles and standards of Mental health Nursing</li> <li>Describe the conceptual models of mental health nursing</li> </ul>	<ul style="list-style-type: none"> <li>Review of personality development, defense mechanisms</li> <li>Maladaptive behaviour of individuals and groups: stress, crisis and disaster(s)</li> <li>Etiology: bio- psycho-social factors</li> <li>Psychopathology of mental disorders: review of structure and function of brain, limbic system and abnormal neuro transmission</li> <li>Principles of Mental health Nursing</li> <li>Standards of Mental health Nursing practice</li> <li>Conceptual models and the role of nurse: <ul style="list-style-type: none"> <li>Existential Model</li> <li>Psycho-analytical models</li> <li>Behavioural model</li> <li>Interpersonal model</li> </ul> </li> </ul>		
III	8	<ul style="list-style-type: none"> <li>Describe nature, purpose and process of assessment of mental health status</li> </ul>	<b>Assessment of mental health status</b> <ul style="list-style-type: none"> <li>History taking</li> <li>Mental status examination</li> <li>Mini mental status examination</li> <li>Neurological examination: Review</li> <li>Investigations: Related Blood chemistry, EEG, CT &amp; MRI</li> <li>Psychological tests</li> <li>Role and responsibilities of nurse</li> </ul>	<ul style="list-style-type: none"> <li>Lecture discussion</li> <li>Demonstration</li> <li>Practice session</li> <li>Clinical practice</li> </ul>	<ul style="list-style-type: none"> <li>Short answer</li> <li>Objective type</li> <li>Assessment of skills with check list</li> </ul>
IV	6	<ul style="list-style-type: none"> <li>Identify therapeutic communication techniques</li> <li>Describe therapeutic relationship</li> </ul>	<b>Therapeutic communication and nurse-patient relationship</b> <ul style="list-style-type: none"> <li>Therapeutic communication: Types, techniques, characteristics</li> <li>Types of relationship,</li> <li>Ethics and responsibilities</li> </ul>	<ul style="list-style-type: none"> <li>Lecture discussion</li> <li>Demonstration</li> <li>Role play</li> <li>Process recording</li> </ul>	<ul style="list-style-type: none"> <li>Short answer</li> <li>Objective type</li> </ul>

Unit	Time (Hrs)	Learning Objective	Content	Teaching Learning Activity	Assessment Method
		<ul style="list-style-type: none"> <li>Describe therapeutic impasse and its intervention</li> </ul>	<ul style="list-style-type: none"> <li>Elements of nurse patient contract</li> <li>Review of technique of IPR-Johari Window</li> <li>Goals, phases, tasks, therapeutic techniques</li> <li>Therapeutic impasse and its intervention</li> </ul>		
V	14	<ul style="list-style-type: none"> <li>Explain treatment modalities and therapies used in mental disorders and role of the nurse</li> </ul>	<p><b>Treatment modalities and therapies used in mental disorders</b></p> <ul style="list-style-type: none"> <li>Psycho Pharmacology</li> <li>Psychological therapies: Therapeutic community, psycho therapy-Individual: psycho-analytical, cognitive and supportive, Family, Group, Behavioural, Play, Psycho-drama, Music, Dance, Recreational and Light therapy, Relaxation therapies: Yoga, Meditation, bio feedback</li> <li>Alternative systems of medicine</li> <li>Occupational therapy</li> <li>Physical Therapy: electro convulsive therapy</li> <li>Geriatric considerations</li> </ul> <p>Role of nurse in above therapies</p>	<ul style="list-style-type: none"> <li>Lecture discussion</li> <li>Demonstration</li> <li>Group work</li> <li>Practice session</li> <li>Clinical practice</li> </ul>	<ul style="list-style-type: none"> <li>Essay type</li> <li>Short answers</li> <li>Objective type</li> </ul>
VI	5	<ul style="list-style-type: none"> <li>Describe the etiology, psycho-pathology, clinical manifestations, diagnostic criteria and management of patients with Schizophrenia, and other psychotic disorders</li> </ul>	<p><b>Nursing management of patient with Schizophrenia, and other psychotic disorders</b></p> <ul style="list-style-type: none"> <li>Classification: ICD</li> <li>Etiology, psycho-pathology, types, clinical manifestations, diagnosis</li> <li>Nursing Assessment-History, Physical and mental assessment</li> <li>Treatment modalities and nursing management of patients with Schizophrenia and other psychotic disorders</li> </ul>	<ul style="list-style-type: none"> <li>Lecture discussion</li> <li>Case discussion</li> <li>Case presentation</li> <li>Clinical practice</li> </ul>	<ul style="list-style-type: none"> <li>Essay type</li> <li>Short answers</li> <li>Assessment of patient management problems</li> </ul>

Unit	Time (Hrs)	Learning Objective	Content	Teaching Learning Activity	Assessment Method
			<ul style="list-style-type: none"> <li>• Geriatric considerations</li> <li>• Follow-up and home care and rehabilitation</li> </ul>		
VII	5	<ul style="list-style-type: none"> <li>• Describe the etiology, psycho-pathology, clinical manifestations, diagnostic criteria and management of patients with mood disorders</li> </ul>	<b>Nursing management of patient with mood disorders</b> <ul style="list-style-type: none"> <li>• Mood disorders: Bipolar affective disorder, Mania depression and dysthymia etc</li> <li>• Etiology, psycho-pathology, clinical manifestations, diagnosis,</li> <li>• Nursing Assessment-History, Physical and mental assessment</li> <li>• Treatment modalities and nursing management of patients with mood disorders</li> <li>• Geriatric considerations</li> <li>• Follow-up and home care and rehabilitation</li> </ul>	<ul style="list-style-type: none"> <li>• Lecture discussion</li> <li>• Case discussion</li> <li>• Case presentation</li> <li>• Clinical practice</li> </ul>	<ul style="list-style-type: none"> <li>• Essay type</li> <li>• Short answers</li> <li>• Assessment of patient management problems</li> </ul>
VIII	8	<ul style="list-style-type: none"> <li>• Describe the etiology, psycho-pathology, clinical manifestations, diagnostic criteria and management of patients with neurotic, stress related and somatization disorders</li> </ul>	<b>Nursing management of patient with neurotic, stress related and somatization disorders</b> <ul style="list-style-type: none"> <li>• Anxiety disorder, Phobias, Dissociation and Conversion disorder, Obsessive compulsive disorder, somatoform disorders, Post traumatic stress disorder</li> <li>• Etiology, psycho-pathology, clinical manifestations, diagnosis</li> <li>• Nursing Assessment-History, Physical and mental assessment</li> <li>• Treatment modalities and nursing management of patients with neurotic, stress related and somatization disorders</li> <li>• Geriatric considerations</li> <li>• Follow-up and home care and rehabilitation</li> </ul>	<ul style="list-style-type: none"> <li>• Lecture discussion</li> <li>• Case discussion</li> <li>• Case presentation</li> <li>• Clinical practice</li> </ul>	<ul style="list-style-type: none"> <li>• Essay type</li> <li>• Short answers</li> <li>• Assessment of patient management problems</li> </ul>

Unit	Time (Hrs)	Learning Objective	Content	Teaching Learning Activity	Assessment Method
IX	5	<ul style="list-style-type: none"> <li>Describe the etiology, psycho-pathology, clinical manifestations, diagnostic criteria and management of patients with substance use disorders</li> </ul>	<b>Nursing management of patient with Substance use disorders</b> <ul style="list-style-type: none"> <li>Commonly used psychotropic substance: Classification, forms, routes, action, intoxication and withdrawal</li> <li>Etiology of dependence: tolerance, psychological and physical dependence, withdrawal syndrome, diagnosis,</li> <li>Nursing Assessment-History, Physical, mental assessment and drug assay</li> <li>Treatment (detoxification, antabuse and narcotic antagonist therapy and harm reduction) and nursing management of patients with substance use disorders</li> <li>Geriatric considerations</li> <li>Follow-up and home care and rehabilitation</li> </ul>	<ul style="list-style-type: none"> <li>Lecture discussion</li> <li>Case discussion</li> <li>Case presentation</li> <li>Clinical practice</li> </ul>	<ul style="list-style-type: none"> <li>Essay type</li> <li>Short answers</li> <li>Assessment of patient management problems</li> </ul>
X	4	<ul style="list-style-type: none"> <li>Describe the etiology, psycho-pathology, clinical manifestations, diagnostic criteria and management of patients with personality, Sexual and Eating disorders</li> </ul>	<b>Nursing management of patient with Personality, Sexual and Eating disorders</b> <ul style="list-style-type: none"> <li>Classification of disorders</li> <li>Etiology, psycho-pathology, characteristics, diagnosis,</li> <li>Nursing Assessment-History, Physical and mental assessment</li> <li>Treatment modalities and nursing management of patients with Personality, Sexual and Eating disorders</li> <li>Geriatric considerations</li> <li>Follow-up and home care and rehabilitation</li> </ul>	<ul style="list-style-type: none"> <li>Lecture discussion</li> <li>Case discussion</li> <li>Case presentation</li> <li>Clinical practice</li> </ul>	<ul style="list-style-type: none"> <li>Essay type</li> <li>Short answers</li> <li>Assessment of patient management problems</li> </ul>
XI	6	Describe the etiology, psycho-pathology, clinical	<b>Nursing management of childhood and adolescent disorders including mental deficiency</b> <ul style="list-style-type: none"> <li>Classification</li> </ul>	<ul style="list-style-type: none"> <li>Lecture discussion</li> <li>Case discussion</li> <li>Case presentation</li> </ul>	<ul style="list-style-type: none"> <li>Essay type</li> <li>Short answers</li> <li>Assessment of patient</li> </ul>

Unit	Time (Hrs)	Learning Objective	Content	Teaching Learning Activity	Assessment Method
		manifestations, diagnostic criteria and management of childhood and adolescent disorders including mental deficiency	<ul style="list-style-type: none"> <li>• Etiology, psycho-pathology, characteristics, diagnosis</li> <li>• Nursing Assessment-History, Physical, mental and IQ assessment</li> <li>• Treatment modalities and nursing management of childhood disorders including mental deficiency</li> <li>• Follow-up and home care and rehabilitation</li> </ul>	<ul style="list-style-type: none"> <li>• Clinical practice</li> </ul>	management problems
XII	5	<ul style="list-style-type: none"> <li>• Describe the etiology, psycho-pathology, clinical manifestations, diagnostic criteria and management of organic brain disorders.</li> </ul>	<p><b>Nursing management of organic brain disorders</b></p> <ul style="list-style-type: none"> <li>• Classification: ICD?</li> <li>• Etiology, psycho-pathology, clinical features, diagnosis and Differential diagnosis (parkinsons and alzheimers)</li> <li>• Nursing Assessment-History, Physical, mental and neurological assessment</li> <li>• Treatment modalities and nursing management of organic brain disorders</li> <li>• Geriatric considerations</li> <li>• Follow-up and home care and rehabilitation</li> </ul>	<ul style="list-style-type: none"> <li>• Lecture discussion</li> <li>• Case discussion</li> <li>• Case presentation</li> <li>• Clinical practice</li> </ul>	<ul style="list-style-type: none"> <li>• Essay type</li> <li>• Short answers</li> <li>• Assessment of patient management problems</li> </ul>
XIII	6	<ul style="list-style-type: none"> <li>• Identify psychiatric emergencies and carry out crisis intervention</li> </ul>	<p><b>Psychiatric emergencies and crisis intervention</b></p> <ul style="list-style-type: none"> <li>• Types of psychiatric emergencies and their management</li> <li>• Stress adaptation Model: stress and stressor, coping, resources and mechanism</li> <li>• Grief: Theories of grieving process, principles, techniques of counselling</li> <li>• Types of crisis</li> <li>• Crisis Intervention: Principles, Techniques and Process</li> <li>• Geriatric considerations</li> <li>• Role and responsibilities of nurse</li> </ul>	<ul style="list-style-type: none"> <li>• Lecture discussion</li> <li>• Demonstration</li> <li>• Practice session</li> <li>• Clinical practice</li> </ul>	<ul style="list-style-type: none"> <li>• Short answers</li> <li>• Objective type</li> </ul>

Unit	Time (Hrs)	Learning Objective	Content	Teaching Learning Activity	Assessment Method
XIV	4	<ul style="list-style-type: none"> <li>• Explain legal aspects applied in mental health settings and role of the nurse</li> </ul>	<p><b>Legal issues in Mental Health Nursing</b></p> <ul style="list-style-type: none"> <li>• The Mental Health Act 1987: Act, Sections, Articles and their implications etc.</li> <li>• Indian Lunacy Act.1912</li> <li>• Rights of mentally ill clients</li> <li>• Forensic psychiatry</li> <li>• Acts related to narcotic and psychotropic substances and illegal drug trafficking</li> <li>• Admission and discharge procedures</li> </ul> <p>Role and responsibilities of nurse</p>	<ul style="list-style-type: none"> <li>• Lecture discussion</li> <li>• Case discussion</li> </ul>	<ul style="list-style-type: none"> <li>• Short answers</li> <li>• Objective type</li> </ul>
XV	4	<ul style="list-style-type: none"> <li>• Describe the model of preventive psychiatry</li> <li>• Describes Community Mental health services and role of the nurse</li> </ul>	<p><b>Community Mental Health Nursing</b></p> <ul style="list-style-type: none"> <li>• Development of Community Mental Health Services:</li> <li>• National Mental Health Programme</li> <li>• Institutionalization Versus Deinstitutionalization</li> <li>• Model of Preventive psychiatry: Levels of Prevention</li> <li>• Mental Health Services available at the primary, secondary, tertiary levels including rehabilitation and Role of nurse</li> <li>• Mental Health Agencies: Government and voluntary, National and International</li> <li>• Mental health nursing issues for special populations: Children, Adolescence, Women, Elderly, Victims of violence and abuse, Handicapped, HIV /AIDS etc.</li> </ul>	<ul style="list-style-type: none"> <li>• Lecture discussion</li> <li>• Clinical/field practice</li> <li>• Field visits to mental health service agencies</li> </ul>	<ul style="list-style-type: none"> <li>• Short answers</li> <li>• Objective type</li> <li>• Assessment of the field visit reports</li> </ul>



# Mental Health Nursing-Practical

Placement: Third Year  
Fourth year

Time: Practical – 270 hours (9 weeks)  
Internship- 95 hours (2 weeks)

Areas	Duration (in week)	Objectives	Skills	Assignments	Assessment Methods
Psychiatric OPD	1	<ul style="list-style-type: none"> <li>Assess patients with mental health problems</li> <li>Observe and assist in therapies</li> <li>Counsel and educate patient, and families</li> </ul>	<ul style="list-style-type: none"> <li>History taking</li> <li>Perform mental status examination (MSE)</li> <li>Assist in Psychometric assessment</li> <li>Perform Neurological examination</li> <li>Observe and assist in therapies</li> <li>Teach patients and family members</li> </ul>	<ul style="list-style-type: none"> <li>History taking and Mental status examination- 2</li> <li>Health education- 1</li> <li>Observation report of OPD</li> </ul>	<ul style="list-style-type: none"> <li>Assess performance with rating scale</li> <li>Assess each skill with checklist</li> <li>Evaluation of health education</li> <li>Assessment of observation report</li> <li>Completion of activity record.</li> </ul>
Child Guidance clinic	1	<ul style="list-style-type: none"> <li>Assessment of children with various mental health problems</li> <li>Counsel and educate children, families and significant others</li> </ul>	<ul style="list-style-type: none"> <li>History taking</li> <li>Assist in psychometric assessment</li> <li>Observe and assist in various therapies</li> <li>Teach family and significant others</li> </ul>	<ul style="list-style-type: none"> <li>Case work-1</li> <li>Observation report of different therapies-1</li> </ul>	<ul style="list-style-type: none"> <li>Assess performance with rating scale</li> <li>Assess each skill with checklist</li> <li>Evaluation of the observation report</li> </ul>
Inpatient ward	6	<ul style="list-style-type: none"> <li>Assess patients with mental health problems</li> <li>To provide nursing care for patients with various mental health problems</li> </ul>	<ul style="list-style-type: none"> <li>History taking</li> <li>Perform mental status examination (MSE)</li> <li>Perform Neurological examination</li> <li>Assist in psychometric assessment</li> </ul>	<ul style="list-style-type: none"> <li>Give care to 2-3 patients with various mental disorders</li> <li>Case study- 1</li> <li>Care plan –2</li> <li>Clinical presentation 1</li> </ul>	<ul style="list-style-type: none"> <li>Assess performance with rating scale</li> <li>Assess each skill with checklist</li> <li>Evaluation of the case study,</li> </ul>

Areas	Duration (in week)	Objectives	Skills	Assignments	Assessment Methods
		<ul style="list-style-type: none"> <li>• Assist in various therapies</li> <li>• Counsel and educate patients, families and significant others</li> </ul>	<ul style="list-style-type: none"> <li>• Record therapeutic communication</li> <li>• Administer medications</li> <li>• Assist in Electroconvulsive Therapy (ECT)</li> <li>• Participate in all therapies</li> <li>• Prepare patients for Activities of Daily living (ADL)</li> <li>• Conduct admission and discharge counselling</li> <li>• Counsel and teach patients and families</li> </ul>	<ul style="list-style-type: none"> <li>• Process recording 2</li> <li>• Maintain drug book</li> </ul>	<ul style="list-style-type: none"> <li>• care plan, clinical presentation, process recording</li> <li>• Completion of activity record.</li> </ul>
Community psychiatry	1	<ul style="list-style-type: none"> <li>• To identify patients with various mental disorders</li> <li>• To motivate patients for early treatment and follow up</li> <li>• To assist in follow up clinic</li> <li>• Counsel and educate patient, family and community</li> </ul>	<ul style="list-style-type: none"> <li>• Conduct case work</li> <li>• Identify individuals with mental health problems</li> <li>• Assists in mental health camps and clinics</li> <li>• Counsel and Teach family members, patients and community</li> </ul>	<ul style="list-style-type: none"> <li>• Case work-1</li> <li>• Observation report on field visits</li> </ul>	<ul style="list-style-type: none"> <li>• Assess performance with rating scale</li> <li>• Evaluation of case work and observation report</li> <li>• Completion of activity record</li> </ul>

## Internship

Area	Duration	Objective	Skills	Assessment
Psychiatry ward	2 weeks	Provide comprehensive care to patients with mental health problems.	Integrated Practice	Assess clinical performance with rating scale

# Midwifery and Obstetrical Nursing

**Placement:** Third Year

**Time:** Theory - 90 Hours  
Practical - 180 Hours

**Course Description:** This course is designed for students to appreciate the concepts and principles of midwifery and obstetrical nursing. It helps them to acquire knowledge and skills in rendering nursing care to normal and high risk pregnant woman during antenatal, natal and post natal periods in hospitals and community settings. It also helps to develop skills in managing normal and high risk neonates and participate in family welfare programme.

Unit	Time (Hrs)	Learning Objective	Content	Teaching Learning Activities	Assessment Method
I	3	<ul style="list-style-type: none"> <li>Recognise the trends and issues in midwifery and obstetrical nursing</li> </ul>	<p><b>Introduction to midwifery and obstetrical Nursing</b></p> <ul style="list-style-type: none"> <li>Introduction to concepts of midwifery and obstetrical Nursing</li> <li>Trends in midwifery and obstetrical nursing                             <ul style="list-style-type: none"> <li>Historical perspectives and current trends</li> <li>Legal and ethical aspects</li> <li>Pre-conception care and preparing for parenthood</li> <li>Role of nurse in midwifery and obstetrical care.</li> <li>National policy and legislation in relation to maternal health and welfare.</li> <li>Maternal, morbidity, mortality and fertility rates</li> <li>Perinatal, morbidity and mortality rates</li> </ul> </li> </ul>	<ul style="list-style-type: none"> <li>Lecture discussion</li> <li>Explain using Charts and graphs</li> </ul>	<ul style="list-style-type: none"> <li>Short answers</li> <li>Objective type</li> </ul>
II	8	<ul style="list-style-type: none"> <li>Describe the anatomy and physiology of female reproductive system</li> </ul>	<p><b>Review of anatomy and physiology of female reproductive system and foetal development</b></p> <ul style="list-style-type: none"> <li>Female pelvis – general description of the bones joints, ligaments, planes of the pelvis diameters of the true pelvis, important landmarks, variations in pelvis shape.</li> <li>Female organs of reproduction – external genitalia, internal genital organs and their anatomical</li> </ul>	<ul style="list-style-type: none"> <li>Lecture discussion</li> <li>Review with Charts and models</li> </ul>	<ul style="list-style-type: none"> <li>Short answers</li> <li>Objective type</li> </ul>

Unit	Time (Hrs)	Learning Objective	Content	Teaching Learning Activities	Assessment Method
			<p>relations, musculature – blood-supply, nerves, lymphatics, pelvic cellular tissue, pelvic peritonium.</p> <ul style="list-style-type: none"> <li>• Physiology of menstrual cycle</li> <li>• Human sexuality</li> <li>• Foetal development               <ul style="list-style-type: none"> <li>□ Conception</li> <li>□ Review of fertilization, implantation (embedding of the ovum), development of the embryo and placenta at term – functions, abnormalities, the foetal sac, amniotic fluid, the umbilical chord,</li> <li>□ Foetal circulation, foetal skull, bones, sutures and measurements.</li> </ul> </li> <li>• Review of Genetics</li> </ul>		
III	8	<ul style="list-style-type: none"> <li>• Describe the diagnosis and management of women during antenatal period.</li> </ul>	<p><b>Assessment and management of pregnancy (ante-natal)</b></p> <ul style="list-style-type: none"> <li>• Normal pregnancy</li> <li>• Physiological changes during pregnancy.               <ul style="list-style-type: none"> <li>□ Reproductive system</li> <li>□ Cardio vascular system</li> <li>□ Respiratory system</li> <li>□ Urinary system</li> <li>□ Gastro intestinal system</li> <li>□ Metabolic changes</li> <li>□ Skeletal changes</li> <li>□ Skin changes</li> <li>□ Endocrine system</li> <li>□ Psychological changes</li> <li>□ Discomforts of pregnancy</li> </ul> </li> <li>• Diagnosis of pregnancy               <ul style="list-style-type: none"> <li>□ Signs</li> <li>□ Differential diagnosis</li> <li>□ Confirmatory tests</li> </ul> </li> <li>• Ante-natal care               <ul style="list-style-type: none"> <li>□ Objectives</li> <li>□ Assessment                   <ul style="list-style-type: none"> <li>- History and physical examination</li> <li>- Antenatal Examination</li> <li>- Signs of previous child-birth</li> </ul> </li> </ul> </li> </ul>	<ul style="list-style-type: none"> <li>• Lecture discussion</li> <li>• Demonstration</li> <li>• Case discussion/presentation</li> <li>• Health talk</li> <li>• Practice session</li> <li>• Counseling session</li> <li>• Supervised Clinical practice</li> </ul>	<ul style="list-style-type: none"> <li>• Short answers</li> <li>• Objective type</li> <li>• Assessment of skills with check list</li> <li>• Assessment of patient management problems</li> </ul>



Unit	Time (Hrs)	Learning Objective	Content	Teaching Learning Activities	Assessment Method
			<ul style="list-style-type: none"> <li><input type="checkbox"/> Relationship of foetus to uterus and pelvis: Lie, Attitude, Presentation, Position</li> <li><input type="checkbox"/> Per vaginal examination.</li> <li>• Screening and assessment for high risk;</li> <li>• Risk approach</li> <li>• History and Physical Examination</li> <li>• Modalities of diagnosis; Invasive &amp; Non-Invasive, ultrasonics, cardiotomography, NST, CST</li> <li>• Antenatal preparation               <ul style="list-style-type: none"> <li><input type="checkbox"/> Antenatal counseling</li> <li><input type="checkbox"/> Antenatal exercises</li> <li><input type="checkbox"/> Diet</li> <li><input type="checkbox"/> Substance use</li> <li><input type="checkbox"/> Education for child-birth</li> <li><input type="checkbox"/> Husband and families</li> <li><input type="checkbox"/> Preparation for safe-confinement</li> <li><input type="checkbox"/> Prevention from radiation</li> </ul> </li> <li>• Psycho-social and cultural aspects of pregnancy               <ul style="list-style-type: none"> <li><input type="checkbox"/> Adjustment to pregnancy</li> <li><input type="checkbox"/> Unwed mother</li> <li><input type="checkbox"/> Single parent</li> <li><input type="checkbox"/> Teenage pregnancy</li> <li><input type="checkbox"/> Sexual violence</li> </ul> </li> <li>• Adoption</li> </ul>		
IV	12	<ul style="list-style-type: none"> <li>• Describe the physiology and stages of labour.</li> <li>• Describe the management of women during intra-natal period</li> </ul>	<p><b>Assessment and management of intra-natal period.</b></p> <ul style="list-style-type: none"> <li>• Physiology of labour, mechanism of labour</li> <li>• Management of labour.               <ul style="list-style-type: none"> <li><input type="checkbox"/> First stage                   <ul style="list-style-type: none"> <li>- Signs and symptoms of onset of labour; normal and abnormal</li> <li>- Duration</li> <li>- Preparation of:                       <ul style="list-style-type: none"> <li>√ Labour room</li> <li>√ Woman</li> </ul> </li> <li>- Assessment and observation of women in labour; partogram- maternal and foetal monitoring</li> </ul> </li> </ul> </li> </ul>	<ul style="list-style-type: none"> <li>• Lecture discussion</li> <li>• Demonstration</li> <li>• Case discussion/ presentation</li> <li>• Simulated practice</li> <li>• Supervised Clinical practice</li> </ul>	<ul style="list-style-type: none"> <li>• Essay type</li> <li>• Short answers</li> <li>• Objective type</li> <li>• Assessment of skills with check list</li> <li>• Assessment of patient management problems</li> </ul>

Unit	Time (Hrs)	Learning Objective	Content	Teaching Learning Activities	Assessment Method
			<ul style="list-style-type: none"> <li>- Active management of labour, Induction of labour</li> <li>- Pain relief and comfort in labour</li> <li>• Second stage               <ul style="list-style-type: none"> <li><input type="checkbox"/> Signs and symptoms; normal and abnormal</li> <li><input type="checkbox"/> Duration</li> <li><input type="checkbox"/> Conduct of delivery; Principles and techniques</li> <li><input type="checkbox"/> Episiotomy (only if required)</li> <li><input type="checkbox"/> Receiving the new born                   <ul style="list-style-type: none"> <li>- Neonatal resuscitation; initial steps and subsequent resuscitation</li> <li>- Care of umbilical cord</li> <li>- Immediate assessment including screening for congenital anomalies</li> <li>- Identification</li> <li>- Bonding</li> <li>- Initiate feeding</li> <li>- Screening and transportation of the neonate</li> </ul> </li> </ul> </li> <li>• Third stage               <ul style="list-style-type: none"> <li><input type="checkbox"/> Signs and symptoms; normal and abnormal</li> <li><input type="checkbox"/> Duration</li> <li><input type="checkbox"/> Method of placental expulsion</li> <li><input type="checkbox"/> Management; Principles and techniques</li> <li><input type="checkbox"/> Examination of the placenta</li> <li><input type="checkbox"/> Examination of perineum</li> </ul> </li> <li>• Maintaining records and reports</li> <li>• Fourth Stage</li> </ul>		
V	5	<ul style="list-style-type: none"> <li>• Describe the physiology of puerperium.</li> <li>• Describe the management of women during post-natal period</li> </ul>	<b>Assessment and management of women during post natal period</b> <ul style="list-style-type: none"> <li>• Normal puerperium; Physiology Duration</li> <li>• Postnatal assessment and management               <ul style="list-style-type: none"> <li><input type="checkbox"/> Promoting physical and emotional well-being</li> <li><input type="checkbox"/> Lactation management</li> <li><input type="checkbox"/> Immunization</li> </ul> </li> </ul>	<ul style="list-style-type: none"> <li>• Lecture discussion</li> <li>• Demonstration</li> <li>• Health talk</li> <li>• Practice Session</li> <li>• Supervised Clinical practice</li> </ul>	<ul style="list-style-type: none"> <li>• Essay type</li> <li>• Short answers</li> <li>• Objective type</li> <li>• Assessment of skills with check list</li> <li>• Assessment</li> </ul>

Unit	Time (Hrs)	Learning Objective	Content	Teaching Learning Activities	Assessment Method
			<ul style="list-style-type: none"> <li>• Family dynamics after child-birth.</li> <li>• Family welfare services; methods, counselling</li> <li>• Follow-up</li> <li>• Records and reports</li> </ul>		of patient management problems
VI	6	<ul style="list-style-type: none"> <li>• Describe the assessment and management of normal neonate</li> </ul>	<p><b>Assessment and management of normal neonates</b></p> <ul style="list-style-type: none"> <li>• Normal Neonate; <ul style="list-style-type: none"> <li>□ Physiological adaptation,</li> <li>□ Initial &amp; Daily assessment</li> <li>□ Essential newborn care; Thermal control,</li> <li>□ Breast feeding, prevention of infections</li> </ul> </li> <li>• Immunization</li> <li>• Minor disorders of newborn and its management</li> <li>• Levels of Neonatal care (level I, II, &amp; III)</li> <li>• At primary, secondary and tertiary levels</li> <li>• Maintenance of Reports and Records</li> </ul>	<ul style="list-style-type: none"> <li>• Lecture discussion</li> <li>• Demonstration</li> <li>• Practice Session</li> <li>• Supervised Clinical practice</li> </ul>	<ul style="list-style-type: none"> <li>• Essay type</li> <li>• Short answers</li> <li>• Objective type</li> <li>• Assessment of skills with check list</li> <li>• Assessment of patient management problems</li> </ul>
VII	10	<ul style="list-style-type: none"> <li>• Describe the Identification and management of women with high risk pregnancy</li> </ul>	<p><b>High-risk pregnancy – assessment &amp; management</b></p> <ul style="list-style-type: none"> <li>• Screening and assessment <ul style="list-style-type: none"> <li>□ Ultrasonics, cardiotomography, NST, CST, non-invasive &amp; invasive,</li> <li>□ Newer modalities of diagnosis</li> </ul> </li> <li>• High-risk approach</li> <li>• Levels of care; primary, secondary and tertiary levels</li> <li>• Disorders of pregnancy <ul style="list-style-type: none"> <li>□ Hyper-emesis gravidarum, bleeding in early pregnancy, abortion, ectopic</li> <li>□ Pregnancy, vesicular mole,</li> <li>□ Ante-partum haemorrhage.</li> </ul> </li> <li>• Uterine abnormality and displacement.</li> <li>• Diseases complicating pregnancy <ul style="list-style-type: none"> <li>□ Medical and surgical conditions</li> <li>□ Infections, RTI (STD), UTI, HIV, TORCH</li> </ul> </li> </ul>	<ul style="list-style-type: none"> <li>• Lecture discussion</li> <li>• Demonstrate using video films, scan reports, partograph etc</li> <li>• Case discussion/presentation</li> <li>• Health talk</li> <li>• Practice Session</li> <li>• Supervised Clinical practice</li> </ul>	<ul style="list-style-type: none"> <li>• Essay type</li> <li>• Short answers</li> <li>• Objective type</li> <li>• Assessment of skills with check list</li> <li>• Assessment of patient management problems</li> </ul>

Unit	Time (Hrs)	Learning Objective	Content	Teaching Learning Activities	Assessment Method
			<ul style="list-style-type: none"> <li><input type="checkbox"/> Gynaecological diseases complicating pregnancy</li> <li><input type="checkbox"/> Pregnancy induced hypertension &amp; diabetes, Toxemia of pregnancy, hydramnios,</li> <li><input type="checkbox"/> Rh incompatibility</li> <li><input type="checkbox"/> Mental disorders</li> <li>• Adolscent pregnancy, Elderly primi and grand multipara</li> <li>• Multiple pregnancy</li> <li>• Abnormalities of placenta &amp; cord</li> <li>• Intra-uterine growth-retardation</li> <li>• Nursing management of mothers with high-risk pregnancy</li> <li>• Maintenance of Records and Report</li> </ul>		
VII I	10	<ul style="list-style-type: none"> <li>• Describe management of abnormal labour.</li> <li>• And obstetrical emergencies</li> </ul>	<p><b>Abnormal Labour – assessment and management</b></p> <ul style="list-style-type: none"> <li>• Disorders in labour <ul style="list-style-type: none"> <li><input type="checkbox"/> CPD and contracted pelvis</li> <li><input type="checkbox"/> Malpositions and malpresentations</li> <li><input type="checkbox"/> Premature labour, disorders of uterine actions – precipitate labour, prolonged labour</li> <li><input type="checkbox"/> Complications of third stage: injuries to birth canal</li> </ul> </li> <li>• Obstetrical emergencies and their management; <ul style="list-style-type: none"> <li><input type="checkbox"/> Presentation and prolapse of cord, Vasa praevia, amniotic fluid embolism, rupture of uterus, shoulder dystocia, obstretical shock</li> </ul> </li> <li>• Obstetrical procedures and operations; <ul style="list-style-type: none"> <li><input type="checkbox"/> Induction of labour, forceps, vacuum version, manual removal of placenta, caesarean section, destructive operations</li> </ul> </li> <li>• Nursing management of women undergoing Obstetrical operations and procedures</li> </ul>	<ul style="list-style-type: none"> <li>• Lecture discussion</li> <li>• Demonstration</li> <li>• Case discussion/presentation</li> <li>• Practice Session</li> <li>• Supervised Clinical practice</li> </ul>	<ul style="list-style-type: none"> <li>• Essay type</li> <li>• Short answers</li> <li>• Objective type</li> <li>• Assessment of skills with checklist.</li> <li>• Assessment of patient management problems</li> </ul>
IX	4	<ul style="list-style-type: none"> <li>• Describe management</li> </ul>	<p><b>Abnormalities during Postnatal Periods</b></p>	<ul style="list-style-type: none"> <li>• Lecture discussion</li> </ul>	<ul style="list-style-type: none"> <li>• Essay type</li> <li>• Short answers</li> </ul>



Unit	Time (Hrs)	Learning Objective	Content	Teaching Learning Activities	Assessment Method
		of post natal complications	<ul style="list-style-type: none"> <li>• Assessment and management of woman with postnatal complications               <ul style="list-style-type: none"> <li>□ Puerperial infections, breast engorgement &amp; infections, UTI, thrombo-Embolic disorders, post-partum haemorrhage, Eclampsia and subinvolution,</li> <li>□ Psychological complications:                   <ul style="list-style-type: none"> <li>- Post partum Blues</li> <li>- Post partum Dépression</li> <li>- Post partum Psychosis</li> </ul> </li> </ul> </li> </ul>	<ul style="list-style-type: none"> <li>• Demonstration</li> <li>• Case discussion/ presentation</li> <li>• Supervised Clinical practice</li> </ul>	<ul style="list-style-type: none"> <li>• Objective type</li> <li>• Assessment of skills with checklist.</li> <li>• Assessment of patient management problems</li> </ul>
X	10	<ul style="list-style-type: none"> <li>• Identify the high risk neonates and their nursing management</li> </ul>	<p><b>Assessment and management of High risk newborn</b></p> <ul style="list-style-type: none"> <li>• Admission of neonates in the neonatal intensive care units- protocols</li> <li>• Nursing management of:               <ul style="list-style-type: none"> <li>- Low birth weight babies</li> <li>- Infections</li> <li>- Respiratory problems</li> <li>- haemolytic disorders</li> <li>- Birth injuries</li> <li>- Malformations</li> </ul> </li> <li>• Monitoring of high risk neonates</li> <li>• Feeding of high risk neonates</li> <li>• Organisation and management of neonatal intensive care units</li> <li>• Infection control in neonatal intensive care units</li> <li>• Maintenance of reports and records</li> </ul>	<ul style="list-style-type: none"> <li>• Lecture discussion</li> <li>• Demonstration</li> <li>• Practice session</li> <li>• Case discussion/ presentation</li> <li>• Supervised Clinical practice</li> </ul>	<ul style="list-style-type: none"> <li>• Essay type</li> <li>• Short answers</li> <li>• Objective type</li> <li>• Assessment of skills with checklist.</li> <li>• Assessment of patient management problems</li> </ul>
XI	4	<ul style="list-style-type: none"> <li>• Describe indication, dosage, action, side effects and nurses responsibilities in the administration of drugs used for mothers</li> </ul>	<p><b>Pharmaco-therapeutics in obstetrics</b></p> <ul style="list-style-type: none"> <li>• Indication, dosage, action, contra indication and side effects of drugs</li> <li>• Effect of drugs on pregnancy, labour &amp; puerperium,</li> <li>• Nursing responsibilities in the administration of drug in Obstetrics – oxytocins, antihypertensives, diuretics, tocolytic agents, anti-convulsants;</li> <li>• Analgesics and anesthetics in obstetrics.</li> <li>• Effects of maternal medication on foetus and neonate</li> </ul>	<ul style="list-style-type: none"> <li>• Lecture discussion</li> <li>• Drug book</li> <li>• Drug presentation</li> </ul>	<ul style="list-style-type: none"> <li>• Short answers</li> <li>• Objective type</li> </ul>

Unit	Time (Hrs)	Learning Objective	Content	Teaching Learning Activities	Assessment Method
XII	10	<ul style="list-style-type: none"> <li>• Appreciate the importance of family welfare programme</li> <li>• Describe the methods of contraception and role of nurse in family welfare programme</li> </ul>	<p><b>Family Welfare Programme</b></p> <ul style="list-style-type: none"> <li>• Population trends and problems in India</li> <li>• Concepts, aims, importance and history of family welfare programme</li> <li>• National Population: dynamics, policy and education</li> <li>• National family welfare programme; RCH, ICDS, MCH. Safe motherhood</li> <li>• Organization and administration; at national, state, district, block and village levels</li> <li>• Methods of contraception; spacing, temporary and permanent, Emergency contraception</li> <li>• Infertility and its management</li> <li>• Counseling for family welfare</li> <li>• Latest research in contraception</li> <li>• Maintenance of vital statistics</li> <li>• Role of national, international and voluntary organizations</li> <li>• Role of a nurse in family welfare programme</li> <li>• Training/Supervision/Collaboration with other functionaries in community like ANMs. LHVs, Anganwadi workers, TBAs(Traditional birth attendant-Dai)</li> </ul>	<ul style="list-style-type: none"> <li>• Lecture discussion</li> <li>• Demonstration</li> <li>• Practice session</li> <li>• Supervised practice</li> <li>• Group project</li> <li>• Counseling session</li> <li>• Field visits</li> </ul>	<ul style="list-style-type: none"> <li>• Essay type</li> <li>• Short answers</li> <li>• Objective type</li> <li>• Assessment of skills with check list, project and field visits reports</li> </ul>

# Midwifery and Obstetrical Nursing- Practical

Placement: Third Year  
Fourth Year

Time: Practical - 180 hours (Third year)  
Internship - 240 hours

Areas	Duration (in week)	Objectives	Skills	Assignments	Assessment methods
Antenatal clinic/ OPD	2	<ul style="list-style-type: none"> <li>Assessment of pregnant women</li> </ul>	<ul style="list-style-type: none"> <li>Antenatal history taking</li> <li>Physical examination</li> <li>Recording of Weight &amp; B.P</li> <li>Hb &amp; Urine testing for sugar and albumin</li> <li>Antenatal examination- abdomen and breast</li> <li>Immunization</li> <li>Assessment of risk status</li> <li>Teaching antenatal mothers</li> <li>Maintenance of Antenatal records</li> </ul>	<ul style="list-style-type: none"> <li>*Conduct Antenatal Examinations 30</li> <li>Health talk - 1</li> <li>Case book recordings</li> </ul>	<ul style="list-style-type: none"> <li>Verification of findings of Antenatal examinations</li> <li>Completion of casebook recordings</li> </ul>
Labour room O.T.	4	<ul style="list-style-type: none"> <li>Assess woman in labour</li> <li>Carry out per-vaginal examinations</li> <li>Conduct normal deliveries</li> <li>Perform episiotomy and suture it</li> <li>Resuscitate newborns</li> <li>Assist with Caesarean Sections,</li> </ul>	<ul style="list-style-type: none"> <li>Assessment of Woman in labour</li> <li>Pervaginal examinations and interpretation</li> <li>Monitoring and caring of woman in labour</li> <li>Maintenance of partograph</li> <li>Conduct normal delivery</li> <li>Newborn assessment and immediate care</li> <li>Resuscitation of newborns</li> </ul>	<ul style="list-style-type: none"> <li>*Conduct normal deliveries - 20</li> <li>*Pervaginal examinations - 5</li> <li>*Perform and Suture the episiotomies - 5</li> <li>*Resuscitate newborns - 5</li> <li>*Assist with Caesarean Sections - 2</li> <li>*Witness abnormal deliveries - 5</li> </ul>	<ul style="list-style-type: none"> <li>Assessment of clinical performance with rating scale</li> <li>Assessment of each skill With checklists</li> <li>Completion of Case book recordings</li> </ul>

Areas	Duration (in week)	Objectives	Skills	Assignments	Assessment methods
		MTP and other surgical procedures	<ul style="list-style-type: none"> <li>• Assessment of risk status of newborn</li> <li>• Episiotomy and suturing</li> <li>• Maintenance of labour and birth records</li> <li>• Arrange for and assist with Caesarean section and care for woman &amp; baby during Caesarean</li> <li>• Arrange for and assist with MTP and other surgical procedures</li> </ul>	<ul style="list-style-type: none"> <li>• Assist with MTP and other surgical procedures -1</li> <li>• Case book recordings</li> </ul>	
Post natal ward	4	<ul style="list-style-type: none"> <li>• Provide nursing care to post natal mother and baby</li> <li>• Counsel and teach mother and family for parent hood</li> </ul>	<ul style="list-style-type: none"> <li>• Examination and assessment of mother and Baby</li> <li>• Identification of deviations</li> <li>• Care of postnatal mother and baby</li> <li>• Perineal care</li> <li>• Lactation management</li> <li>• Breast feeding</li> <li>• Babybath</li> <li>• Immunization,</li> <li>• Teaching postnatal mother:               <ul style="list-style-type: none"> <li>□ Mother craft</li> <li>□ Post natal care &amp;</li> <li>□ Exercises</li> <li>□ Immunization</li> </ul> </li> </ul>	<ul style="list-style-type: none"> <li>• *Give care to Post natal mothers - 20</li> <li>• Health talks -1</li> <li>• Case study –</li> <li>• Case presentation - 1</li> <li>• Case book recordings</li> </ul>	<ul style="list-style-type: none"> <li>• Assessment of clinical performance</li> <li>• Assessment of each skill With checklists</li> <li>• Completion of Case book recording</li> <li>• Evaluation of case study and presentation and health education sessions</li> </ul>
Newborn nursery	2	<ul style="list-style-type: none"> <li>• Provide nursing care to newborn at risk</li> </ul>	<ul style="list-style-type: none"> <li>• Newborn assessment</li> <li>• Admission of neonates</li> <li>• Feeding of at risk neonates</li> </ul>	<ul style="list-style-type: none"> <li>• Case study -1</li> <li>• Observation Study - 1</li> </ul>	<ul style="list-style-type: none"> <li>• Assessment of clinical performance</li> <li>• Assessment of each skill With checklists</li> <li>• Evaluation</li> </ul>



Areas	Duration (in week)	Objectives	Skills	Assignments	Assessment methods
			<ul style="list-style-type: none"> <li>□ Katori spoon, paladi, tube feeding, total parenteral nutrition</li> <li>• Thermal management of neonates-kangaroo mother care, care of baby in incubator</li> <li>• Monitoring and care of neonates</li> <li>• Administering medications</li> <li>• Intravenous therapy</li> <li>• Assisting with diagnostic procedure</li> <li>• Assisting with exchange transfusion</li> <li>• Care of baby on ventilator</li> <li>• Phototherapy</li> <li>• Infection control protocols in the nursery</li> <li>• Teaching and counselling of parents</li> <li>• Maintenance of neonatal records</li> </ul>		of and observation study
Family Planning clinic	Rotation from post natal ward 1 wk	<ul style="list-style-type: none"> <li>• Counsel for and provide family welfare services</li> </ul>	<ul style="list-style-type: none"> <li>• Counselling technique</li> <li>• Insertion of IUD</li> <li>• Teaching on use of family planning methods</li> <li>• Arrange for and Assist with family planning operations</li> <li>• Maintenance of records and reports</li> </ul>	<ul style="list-style-type: none"> <li>• * IUD insertion -5</li> <li>• Observation Study - 1</li> <li>• Counselling- 2</li> <li>• Simulation exercise on recording and reporting - 1</li> </ul>	<ul style="list-style-type: none"> <li>• Assessment of each skill With checklists</li> <li>• Evaluation of and observation study</li> </ul>

**\* Essential Requirements for registration as midwife**

* Antenatal examination	30
* Conducting normal deliveries in hospital/home/health centre	20
* Vaginal examination	5
* Episiotomy and suturing	5
* Neonatal resuscitation	5
* Assist with Caesarean Section	2
* Witness/Assist abnormal deliveries	5
* Postnatal cases nursed in hospital/home/health centre	20
* Insertion of IUD	5

**Note:** All casebooks must be certified by teacher on completion of essential requirements

**Internship Obstetrical Nursing**

**Internship Duration-** 5 weeks

Area	Duration (In Weeks)	Objective	Skills	Assignment	Assessment methods
Labour ward	2	<ul style="list-style-type: none"> <li>• Provide comprehensive care to mothers and neonates</li> </ul>	<ul style="list-style-type: none"> <li>• Integrated Practice</li> </ul>	<ul style="list-style-type: none"> <li>• Completion of other essential requirements</li> <li>• Case book recordings</li> </ul>	<ul style="list-style-type: none"> <li>• Assess clinical performance with rating scale</li> <li>• Completion of case book recordings</li> </ul>
Neonatal intensive care unit / NICU	1				
Antenatal	2				

# Community Health Nursing-II

**Placement:** Fourth year

**Time:** Theory - 90 hours  
Practical - 135 hours

**Course description:** This course is designed for students to practice community health nursing for the individual, family and groups at both urban and rural settings by using concept and principles of health and community health nursing

Unit	Time (Hrs)	Learning Objectives	Contents	Teaching Learning Activities	Assessment Methods
I	4	<ul style="list-style-type: none"> <li>Define concepts, scope, principles and historical development of Community Health and community health Nursing</li> </ul>	<b>Introduction</b> <ul style="list-style-type: none"> <li>Definition, concept &amp; scope of Community Health and Community Health Nursing</li> <li>Historical development of               <ul style="list-style-type: none"> <li>Community health</li> <li>Community health Nursing.                   <ul style="list-style-type: none"> <li>Pre-independence</li> <li>Post-independence</li> </ul> </li> </ul> </li> </ul>	<ul style="list-style-type: none"> <li>Lecture discussion</li> </ul>	<ul style="list-style-type: none"> <li>Essay type</li> <li>Short answers</li> </ul>
II	6	<ul style="list-style-type: none"> <li>Describe health plans, policies, various health committees and health problems in India</li> </ul>	<b>Health planning and policies and problems</b> <ul style="list-style-type: none"> <li>National health planning in India- Five Year Plans</li> <li>Various committees and commissions on health and family welfare               <ul style="list-style-type: none"> <li>Central council for health and family welfare (CCH and FW)</li> <li>National health policies (1983, 2002)</li> <li>National population policy</li> </ul> </li> <li>Health problems in India</li> </ul>	<ul style="list-style-type: none"> <li>Lecture discussion</li> <li>Panel discussion</li> </ul>	<ul style="list-style-type: none"> <li>Essay type</li> <li>Short answers</li> </ul>
III	15	<ul style="list-style-type: none"> <li>Describe the system of delivery of community health services in rural and urban areas</li> </ul>	<b>Delivery of community health services</b> <ul style="list-style-type: none"> <li>Planning, budgeting and material management of SCs, PHC and, CHC</li> <li><b>Rural:</b> Organization, staffing and functions of rural health services provided by government at:</li> </ul>	<ul style="list-style-type: none"> <li>Lecture discussion</li> <li>Visits to various health delivery systems</li> <li>Supervised field practice</li> <li>Panel discussion</li> </ul>	<ul style="list-style-type: none"> <li>Essay type</li> <li>Short answers</li> </ul>

Unit	Time (Hrs)	Learning Objectives	Contents	Teaching Learning Activities	Assessment Methods
		<ul style="list-style-type: none"> <li>• List the functions of various levels and their staffing pattern</li> <li>• Explain the components of health services</li> <li>• Describe alternative systems of health promotion and health maintenance.</li> <li>• Describe the chain of referral system</li> </ul>	<ul style="list-style-type: none"> <li><input type="checkbox"/> Village</li> <li><input type="checkbox"/> Subcentre</li> <li><input type="checkbox"/> Primary health centre</li> <li><input type="checkbox"/> Community health center / subdivisonal</li> <li><input type="checkbox"/> Hospitals</li> <li><input type="checkbox"/> District</li> <li><input type="checkbox"/> State</li> <li><input type="checkbox"/> Centre</li> <li>• <b>Urban:</b> Organization, staffing and functions of urban health services provided by government at: <ul style="list-style-type: none"> <li><input type="checkbox"/> Slums</li> <li><input type="checkbox"/> Dispensaries</li> <li><input type="checkbox"/> Maternal and child health centers</li> <li><input type="checkbox"/> Special Clinics</li> <li><input type="checkbox"/> Hospitals</li> <li><input type="checkbox"/> Corporation / Municipality/ Board</li> </ul> </li> <li>• Components of health services <ul style="list-style-type: none"> <li><input type="checkbox"/> Environmental sanitation</li> <li><input type="checkbox"/> Health education</li> <li><input type="checkbox"/> Vital statistics</li> <li><input type="checkbox"/> M.C.H.-antenatal, natal, postnatal, MTP Act, female foeticide act, child adoption act</li> <li><input type="checkbox"/> Family Welfare</li> <li><input type="checkbox"/> National health programmes</li> <li><input type="checkbox"/> School health services</li> <li><input type="checkbox"/> Occupational health</li> <li><input type="checkbox"/> Defence services</li> <li><input type="checkbox"/> Institutional services</li> </ul> </li> <li>• Systems of medicine and health care <ul style="list-style-type: none"> <li><input type="checkbox"/> Allopathy</li> <li><input type="checkbox"/> Indian System of Medicine and Homeopathy</li> <li><input type="checkbox"/> Alternative health care systems like yoga, meditation, social and spiritual healing etc</li> </ul> </li> <li>• Referral system</li> </ul>		



Unit	Time (Hrs)	Learning Objectives	Contents	Teaching Learning Activities	Assessment Methods
IV	25	<ul style="list-style-type: none"> <li>• Describe Community Health Nursing approaches and concepts</li> <li>• Describe the roles and responsibilities of Community health nursing personnel</li> </ul>	<p><b>Community health nursing approaches, concepts and roles and responsibilities of nursing personnel</b></p> <ul style="list-style-type: none"> <li>• Approaches <ul style="list-style-type: none"> <li>□ Nursing theories And Nursing process</li> <li>□ Epidemiological approach</li> <li>□ Problem solving approach</li> <li>□ Evidence based approach</li> <li>□ Empowering people to care for themselves</li> </ul> </li> <li>• Concepts of Primary Health Care: <ul style="list-style-type: none"> <li>□ Equitable distribution</li> <li>□ Community participation</li> <li>□ Focus on prevention</li> <li>□ Use of appropriate technology</li> <li>□ Multi-sectoral approach</li> </ul> </li> <li>• Roles and responsibilities of Community health nursing personnel in <ul style="list-style-type: none"> <li>□ Family health services</li> <li>□ Information Education Communication (IEC)</li> <li>□ Management Information System (MIS): Maintenance of Records &amp; reports</li> <li>□ Training and supervision of various categories of health workers</li> <li>□ National Health Programmes</li> <li>□ Environmental sanitation</li> <li>□ Maternal and child health and Family welfare</li> <li>□ Treatment of Minor ailments</li> <li>□ School Health Services</li> <li>□ Occupational Health</li> <li>□ Organisation of clinics, camps: Types, Preparation, planning, conduct and evaluation</li> <li>□ Waste management in the center, clinics etc.</li> </ul> </li> <li>• Home visit: Concept, Principles, Process, Techniques: Bag technique home visit</li> </ul>	<ul style="list-style-type: none"> <li>• Lecture discussion</li> <li>• Demonstration</li> <li>• Practice session</li> <li>• Supervised field practice</li> <li>• Participation in camps</li> <li>• Group Project</li> </ul>	<ul style="list-style-type: none"> <li>• Essay type</li> <li>• Short answers</li> </ul>

Unit	Time (Hrs)	Learning Objectives	Contents	Teaching Learning Activities	Assessment Methods
			<ul style="list-style-type: none"> <li>Qualities of Community Health Nurse</li> <li>Job Description of Community health nursing personnel</li> </ul>		
V	15	<ul style="list-style-type: none"> <li>Describe and appreciate the activities of community health nurse in assisting individuals and groups to promote and maintain their health</li> </ul>	<p><b>Assisting individuals and groups to promote and maintain their health</b></p> <ul style="list-style-type: none"> <li>Empowerment for self care of individuals, families and groups in –</li> </ul> <p><b>A. Assessment of self and family</b></p> <ul style="list-style-type: none"> <li><input type="checkbox"/> Monitoring growth and development <ul style="list-style-type: none"> <li>- Mile stones</li> <li>- Weight measurement</li> <li>- Social development</li> </ul> </li> <li><input type="checkbox"/> Temperature and Blood pressure monitoring</li> <li><input type="checkbox"/> Menstrual cycle</li> <li><input type="checkbox"/> Breast self examination and testicles</li> <li><input type="checkbox"/> Warning Signs of various diseases</li> <li><input type="checkbox"/> Tests:Urine for sugar and albumin, blood sugar</li> </ul> <p><b>B. Seek health services for</b></p> <ul style="list-style-type: none"> <li><input type="checkbox"/> Routine checkup</li> <li><input type="checkbox"/> Immunization</li> <li><input type="checkbox"/> Counseling</li> <li><input type="checkbox"/> Diagnosis</li> <li><input type="checkbox"/> Treatment</li> <li><input type="checkbox"/> Follow up</li> </ul> <p><b>C. Maintenance of health records for self and family</b></p> <p><b>D. Continue medical care and follow up in community for various diseases and disabilities</b></p>	<ul style="list-style-type: none"> <li>Lecture discussion</li> <li>Demonstration</li> <li>Practice session</li> <li>Supervised field practice</li> <li>Individual/group/family/community health education</li> </ul>	<ul style="list-style-type: none"> <li>Essay type</li> <li>Short answers</li> </ul>

Unit	Time (Hrs)	Learning Objectives	Contents	Teaching Learning Activities	Assessment Methods
			<p><b>E. Carryout therapeutic procedures as prescribed/ required for self and family</b></p> <p><b>F. Waste Management</b></p> <ul style="list-style-type: none"> <li>• Collection and disposal of waste at home and community</li> </ul> <p><b>G. Sensitize and handle social issues affecting health and development for self and family</b></p> <ul style="list-style-type: none"> <li>• Women Empowerment</li> <li>• Women and child abuse</li> <li>• Abuse of elders</li> <li>• Female Foeticide</li> <li>• Commercial sex workers</li> <li>• Food adulteration</li> <li>• Substance abuse</li> </ul> <p><b>H. Utilize community resources for self and family</b></p> <ul style="list-style-type: none"> <li><input type="checkbox"/> Trauma services</li> <li><input type="checkbox"/> Old age homes</li> <li><input type="checkbox"/> Orphanage</li> <li><input type="checkbox"/> Homes for physically and mentally challenged individuals</li> <li><input type="checkbox"/> Homes for destitute</li> </ul>		
VI	20	<ul style="list-style-type: none"> <li>• Describe national health and family welfare programmes and role of a nurse</li> <li>• Describe the various health schemes in India</li> </ul>	<p><b>National health and family welfare programmes and the role of a nurse</b></p> <ol style="list-style-type: none"> <li>1) National ARI programme</li> <li>2) Revised National Tuberculosis Control Programme (RNTCP)</li> <li>3) National Anti- Malaria programme</li> <li>4) National Filariasis control programme</li> <li>5) National Guinea worm eradication programme</li> <li>6) National Leprosy eradication programme</li> </ol>	<ul style="list-style-type: none"> <li>• Lecture discussion</li> <li>• Participation in national health programmes</li> <li>• Field visits</li> </ul>	<ul style="list-style-type: none"> <li>• Essay type</li> <li>• Short answers</li> </ul>

Unit	Time (Hrs)	Learning Objectives	Contents	Teaching Learning Activities	Assessment Methods
			7) National AIDS control programme 8) STD control programme 9) National programme for control of blindness 10) Iodine deficiency disorder programme 11) Expanded programme on immunization 12) National Family Welfare Programme- RCH Programme historical development, organisation, administration, research, constraints 13) National water supply and sanitation programme 14) Minimum Need programme 15) National Diabetics control programme 16) Polio Eradication: Pulse Polio Programme 17) National Cancer Control Programme 18) Yaws Eradication Programme 19) National Nutritional Anemia Prophylaxis programme 20) 20 point programme 21) ICDS programme 22) Mid-day meal applied nutritional programme 23) National mental health programme • Health schemes □ ESI □ CGHS □ Health insurance		
VII	5	Explain the roles and functions of various national and international health agencies	• <b>Health Agencies</b> <b>International</b> - WHO, UNFPA, UNDP, World Bank, FAO, UNICEF, DANIDA, European Commission (EC), Red cross, USAID, UNESCO, Colombo Plan, ILO, CARE etc. <b>National</b> - Indian Red Cross, Indian Council for child welfare, Family Planning Association of India	• Lecture discussion • Field visits	• Essay type • Short answers

Unit	Time (Hrs)	Learning Objectives	Contents	Teaching Learning Activities	Assessment Methods
			(FPAD), Tuberculosis Association of India, Hindu Kusht Nivaran Sangh, Central Social Welfare Board, All India women's conference, Blind Association of India etc.		

# Community Health Nursing-II- Practical

Placement: Fourth Year

Time: Practical- 135 hours  
Internship- 195 hours

Areas	Duration (in week)	Objectives	Skills	Assignments	Assessment methods
Community health nursing	1 wk for urban 4 wk for rural	<ul style="list-style-type: none"> <li>• Identify community profile</li> <li>• Identify prevalent communicable and non-communicable diseases</li> <li>• Diagnose health needs of Individual, families and community</li> <li>• Plan, provide and evaluate care</li> <li>• Participate in school health program</li> <li>• Participate in national health programs</li> <li>• Organize group for self help and involve clients in their own health activities</li> <li>• Provide family welfare services</li> <li>• Counsel and educate</li> </ul>	<ul style="list-style-type: none"> <li>• Community health survey</li> <li>• Community diagnosis</li> <li>• Family care: Home adaptation of common procedures</li> <li>• Home visit: Bag technique</li> <li>• Organize and conduct clinics-antenatal, post natal, well baby clinic, camps etc</li> <li>• Screen manage and referrals for:               <ul style="list-style-type: none"> <li><input type="checkbox"/> High risk mothers and neonates</li> <li><input type="checkbox"/> Accidents and emergencies</li> <li><input type="checkbox"/> Illnesses: Physical and mental</li> <li><input type="checkbox"/> Disabilities</li> </ul> </li> <li>• Conduct delivery at centre/home: episiotomy and suturing</li> <li>• Resuscitate newborn</li> <li>• School Health programme               <ul style="list-style-type: none"> <li><input type="checkbox"/> Screen, manage, refer children</li> </ul> </li> <li>• Collaborate with health and allied agencies</li> </ul>	<ul style="list-style-type: none"> <li>• Community survey report-1</li> <li>• Family care study- 1</li> <li>• Project-1</li> <li>• Health talk-1</li> <li>• Case book recording</li> </ul>	<ul style="list-style-type: none"> <li>• Assess clinical performance with rating scale</li> <li>• Evaluation of community survey report, family care study, project and health talk</li> <li>• Completion of activity record.</li> <li>• Completion of case book recording</li> </ul>



Areas	Duration (in week)	Objectives	Skills	Assignments	Assessment methods
		individual, family and community • Collect Vital health statistics • Maintain Records & reports	<ul style="list-style-type: none"> <li>• Train and Supervise health workers</li> <li>• Provide family welfare services: insertion of IUD</li> <li>• Counsel and teach individual, family and community about: HIV, TB, Diabetes, hypertension, Mental health, adolescents, elderly's health, physically and mentally challenged individuals etc</li> <li>• Collect and Calculate Vital health statistics</li> <li>• Document and maintain                             <ul style="list-style-type: none"> <li><input type="checkbox"/> Individual, family and administrative records.</li> <li><input type="checkbox"/> Write reports-center, disease, national health programme/ projects,</li> </ul> </li> </ul>		

**Placement:** Internship

**Time:** 4 Weeks

Area	Duration	Objective	Skills	Assessment
Urban	4 weeks	<ul style="list-style-type: none"> <li>• Provide comprehensive care to individual, family and community</li> </ul>	<ul style="list-style-type: none"> <li>• Integrated Practice and group project-1 in each rural and urban</li> </ul>	<ul style="list-style-type: none"> <li>• Assess clinical performance with rating scale</li> <li>• Evaluation of project</li> </ul>

**Note:** During the rural posting they should stay in health centres under the supervision of teachers

# Nursing Research and Statistics

**Placement:** Fourth Year  
Internship

**Time:** Theory - 45 Hours  
Practical- 45 Hours

**Course Description:** The Course is designed to enable students to develop an understanding of basic concepts of research, research process and statistics. It is further, structured to conduct/participate in need based research studies in various settings and utilize the research findings to provide quality nursing care. The hours for practical will be utilized for conducting individual/group research project.

Unit	Time (Hrs)	Learning Objectives	Content	Training Learning Activities	Assessment Methods
I	4	<ul style="list-style-type: none"> <li>Describe the concept of research, terms, need and areas of research in nursing.</li> <li>Explain the steps of research process.</li> </ul>	<b>Research and research process</b> <ul style="list-style-type: none"> <li>Introduction and need for nursing research</li> <li>Definition of Research &amp; nursing research</li> <li>Steps of scientific method</li> <li>Characteristics of good research</li> <li>Steps of Research process-overview</li> </ul>	<ul style="list-style-type: none"> <li>Lecture Discussion</li> <li>Narrate steps of research process followed from examples of published studies</li> </ul>	<ul style="list-style-type: none"> <li>Short answer</li> <li>Objective type</li> </ul>
II	3	<ul style="list-style-type: none"> <li>Identify and state the research problem and objectives</li> </ul>	<b>Research Problem/ Question</b> <ul style="list-style-type: none"> <li>Identification of problem area</li> <li>Problem statement</li> <li>Criteria of a good research problem.</li> <li>Writing objectives</li> </ul>	<ul style="list-style-type: none"> <li>Lecture Discussion</li> <li>Exercise on writing statement of problem and objectives</li> </ul>	<ul style="list-style-type: none"> <li>Short answer</li> <li>Objective type</li> </ul>
III	3	<ul style="list-style-type: none"> <li>Review the related literature</li> </ul>	<b>Review of Literature</b> <ul style="list-style-type: none"> <li>Location</li> <li>Sources</li> <li>On line search; CINHAL, COCHRANE etc</li> <li>Purposes</li> <li>Method of review</li> </ul>	<ul style="list-style-type: none"> <li>Lecture Discussion</li> <li>Exercise on reviewing one research report/ article for a selected research problem.</li> <li>Prepare annotated bibliography</li> </ul>	<ul style="list-style-type: none"> <li>Short answer</li> <li>Objective type</li> </ul>



Unit	Time (Hrs)	Learning Objectives	Content	Training Learning Activities	Assessment Methods
IV	4	<ul style="list-style-type: none"> <li>Describe the research approaches and designs</li> </ul>	<b>Research approaches and designs</b> <ul style="list-style-type: none"> <li>Historical, survey and experimental</li> <li>Qualitative and Quantitative designs</li> </ul>	<ul style="list-style-type: none"> <li>Lecture Discussion</li> <li>Explain types of research approaches used from examples of published and unpublished research studies with rationale.</li> </ul>	<ul style="list-style-type: none"> <li>Short answer</li> <li>Objective type</li> </ul>
V	8	<ul style="list-style-type: none"> <li>Explain the sampling process</li> <li>Describe the methods of data collection</li> </ul>	<b>Sampling and data collection</b> <ul style="list-style-type: none"> <li>Definition of Population, Sample, Sampling criteria, factors influencing sampling process, types of sampling techniques.</li> <li>Data- why, what, from whom, when and where to collect.</li> <li>Data collection methods and instruments: <ul style="list-style-type: none"> <li>Methods of data collection</li> <li>Questioning, interviewing</li> <li>Observations, record analysis and measurement</li> <li>Types of instruments</li> <li>Validity &amp; Reliability of the Instrument</li> <li>Pilot study</li> <li>Data collection procedure</li> </ul> </li> </ul>	<ul style="list-style-type: none"> <li>Lecture Discussion</li> <li>Reading assignment on examples of data collection tools.</li> <li>Preparation of sample data collection tool.</li> <li>Conduct group research project</li> </ul>	<ul style="list-style-type: none"> <li>Short answer</li> <li>Objective type</li> </ul>
VI	4	<ul style="list-style-type: none"> <li>Analyze, Interpret and summarize the research data</li> </ul>	<b>Analysis of data:</b> <ul style="list-style-type: none"> <li>Compilation, Tabulation, classification, summarization, presentation, interpretation of data</li> </ul>	<ul style="list-style-type: none"> <li>Lecture Discussion</li> <li>Preparation of sample tables.</li> </ul>	<ul style="list-style-type: none"> <li>Short answer</li> <li>Objective type</li> </ul>

Unit	Time (Hrs)	Learning Objectives	Content	Training Learning Activities	Assessment Methods
VII	15	<ul style="list-style-type: none"> <li>• Explain the use of statistics, scales of measurement and graphical presentation of data</li> <li>• Describe the measures of central tendency and variability and methods of correlation.</li> </ul>	<b>Introduction to statistics</b> <ul style="list-style-type: none"> <li>• Definition, use of statistics, scales of measurement.</li> <li>• Frequency distribution and graphical presentation of data</li> <li>• Mean, Median, Mode, Standard deviation</li> <li>• Normal Probability and tests of significance</li> <li>• Co-efficient of correlation.</li> <li>• Statistical packages and its application</li> </ul>	<ul style="list-style-type: none"> <li>• Lecture Discussion</li> <li>• Practice on graphical presentations</li> <li>• Practice on computation of measures of central tendency, variability &amp; correlation</li> </ul>	<ul style="list-style-type: none"> <li>• Short answer</li> <li>• Objective type</li> </ul>
VIII	4	<ul style="list-style-type: none"> <li>• Communicate and utilize the research findings.</li> </ul>	<b>Communication and utilization of Research</b> <ul style="list-style-type: none"> <li>• Communication of research findings <ul style="list-style-type: none"> <li>□ Verbal report</li> <li>□ Writing research report</li> <li>□ Writing scientific article/paper <ul style="list-style-type: none"> <li>- Critical review of published research</li> <li>- Utilization of research findings</li> </ul> </li> </ul> </li> </ul>	<ul style="list-style-type: none"> <li>• Lecture Discussion</li> <li>• Read/Presentations of a sample published/unpublished research report.</li> <li>• Writing group research project</li> </ul>	<ul style="list-style-type: none"> <li>• Short answer</li> <li>• Objective type</li> <li>• Oral presentation</li> <li>• Assessment of group research Project.</li> </ul>

# Management of Nursing Services and Education



Placement: Fourth year

Time: Theory - 90 hrs

**Course Description:** This course is designed to enable students to acquire understanding of management of clinical and community health nursing services, nursing educational programmes. This is also designed to enable students to acquire understanding of the professional responsibilities, prospects and contribution to the growth of the profession.

Unit	Time (Hrs)		Learning Objectives	Content	Teaching Learning Activities	Assessment methods
	Th.	Pr.				
I	4		<ul style="list-style-type: none"> <li>• Explain the principles and functions of management.</li> </ul>	<b>Introduction to management in nursing</b> <ul style="list-style-type: none"> <li>• Definition, concepts and theories</li> <li>• Functions of management</li> <li>• Principles of Management</li> <li>• Role of Nurse as a manager</li> </ul>	<ul style="list-style-type: none"> <li>• Lecture Discussion</li> <li>• Explain using organization chart</li> </ul>	<ul style="list-style-type: none"> <li>• Short answers</li> </ul>
II	5		<ul style="list-style-type: none"> <li>• Describe the elements and process of management</li> </ul>	<b>Management process</b> <ul style="list-style-type: none"> <li>• Planning; mission, philosophy, objectives, operational plan</li> <li>• Staffing: philosophy, staffing study, norms, activities, patient classification systems, scheduling</li> <li>• Human resource management; recruiting, selecting, deployment, retaining, promoting, super annuation etc</li> <li>• Budgeting: concept, principles, types, cost benefit analysis, audit</li> <li>• Material management: equipment and supplies</li> </ul>	<ul style="list-style-type: none"> <li>• Lecture Discussion</li> <li>• Simulated Exercises</li> <li>• Case studies</li> </ul>	<ul style="list-style-type: none"> <li>• Essay type</li> <li>• Short answers</li> </ul>

Unit	Time (Hrs)		Learning Objectives	Content	Teaching Learning Activities	Assessment methods
	Th.	Pr.				
				<ul style="list-style-type: none"> <li>• Directing process (Leading)</li> <li>• Controlling: Quality management</li> <li>• Program Evaluation Review Technique (PERT), Bench marking, Activity Plan (Gantt Chart),</li> </ul>		
III	8	20	<ul style="list-style-type: none"> <li>• Describe the Management of nursing services in the hospital and Community</li> </ul>	<p><b>Management of nursing services in the hospital and Community</b></p> <ul style="list-style-type: none"> <li>• Planning: <ul style="list-style-type: none"> <li>□ Hospital and patient care units including ward management</li> <li>□ Emergency and disaster management</li> </ul> </li> <li>• Human resource management: <ul style="list-style-type: none"> <li>□ Recruiting, selecting, deployment, retaining, promoting, superannuation etc</li> <li>□ Categories of nursing personnel including job description of all levels</li> <li>□ Patient/population classification systems</li> <li>□ Patients/population assignment and Nursing care responsibilities</li> <li>□ Staff development and welfare</li> </ul> </li> </ul>	<ul style="list-style-type: none"> <li>• Lecture Discussion</li> <li>• Demonstration</li> <li>• Simulated Exercises</li> <li>• Case studies</li> <li>• Supervised practice in ward- writing indents, preparing duty roaster, ward supervision</li> <li>• Assignment on duties and responsibilities of ward sister</li> <li>• Writing report</li> </ul>	<ul style="list-style-type: none"> <li>• Essay type</li> <li>• Short answers</li> <li>• Assessment of problem solving exercises,</li> <li>• Assessment of the assignments</li> <li>• Performance evaluation by ward sister with rating scale</li> </ul>

Unit	Time (Hrs)		Learning Objectives	Content	Teaching Learning Activities	Assessment methods
	Th.	Pr.				
				<ul style="list-style-type: none"> <li>• Budgeting: proposal, projecting requirements for staff, equipments and supplies for <ul style="list-style-type: none"> <li><input type="checkbox"/> Hospital and patient care units</li> <li><input type="checkbox"/> Emergency and disaster management</li> </ul> </li> <li>• Material Management; procurement, inventory control, auditing and maintenance in <ul style="list-style-type: none"> <li><input type="checkbox"/> Hospital and patient care units</li> <li><input type="checkbox"/> Emergency and disaster management</li> </ul> </li> <li>• Directing and leading: delegation, participatory management <ul style="list-style-type: none"> <li><input type="checkbox"/> Assignments, rotations, delegations</li> <li><input type="checkbox"/> Supervision &amp; guidance</li> <li><input type="checkbox"/> Implement Standards, policies, procedures and practices</li> <li><input type="checkbox"/> Staff development and welfare</li> <li><input type="checkbox"/> Maintenance of discipline</li> </ul> </li> <li>• Controlling /Evaluation: <ul style="list-style-type: none"> <li><input type="checkbox"/> Nursing Rounds/Visits, Nursing protocols, Manuals</li> </ul> </li> </ul>		

Unit	Time (Hrs)		Learning Objectives	Content	Teaching Learning Activities	Assessment methods
	Th.	Pr.				
				<ul style="list-style-type: none"> <li>□ Quality Assurance Model, documentation-</li> <li>□ Records and reports</li> </ul> Performance appraisal		
IV	5		<ul style="list-style-type: none"> <li>• Describe the concepts, theories and techniques of Organizational behaviour and human relations</li> </ul>	<b>Organizational behaviour and human relations-</b> <ul style="list-style-type: none"> <li>• Concepts and theories of organizational behaviours</li> <li>• Review of Channels of communication</li> <li>• Leadership styles</li> <li>• Review of Motivation; concepts and theories</li> <li>• Group dynamics</li> <li>• Techniques of;               <ul style="list-style-type: none"> <li>□ Communication; and</li> <li>□ Interpersonal relationships</li> <li>□ Human relations;</li> </ul> </li> <li>• Public relations in context of nursing</li> <li>• Relations with professional associations and employee unions and Collective bargaining</li> </ul>	<ul style="list-style-type: none"> <li>• Lecture Discussion</li> <li>• Role plays</li> <li>• Group games</li> <li>• Self assessment</li> <li>• Case discussion</li> <li>• Practice Session</li> </ul>	<ul style="list-style-type: none"> <li>• Essay type</li> <li>• Short answers</li> <li>• Assessment of problem solving</li> </ul>
V	5	5	<ul style="list-style-type: none"> <li>• Participate in planning and organizing in service education program</li> </ul>	<b>In service education</b> <ul style="list-style-type: none"> <li>• Nature &amp; scope of in-service education program,</li> <li>• Organization of in service education</li> <li>• Principles of adult learning,</li> <li>• Planning for in-service education program, techniques, methods &amp; evaluation of staff education program</li> <li>• Preparation of report</li> </ul>	<ul style="list-style-type: none"> <li>• Lecture Discussion</li> <li>• Plan &amp; conduct an educational session for in service nursing personnel</li> </ul>	<ul style="list-style-type: none"> <li>• Short Answer</li> <li>• Objective type</li> <li>• Assess the planning &amp; conduct of the educational session</li> </ul>

Unit	Time (Hrs)		Learning Objectives	Content	Teaching Learning Activities	Assessment methods
	Th.	Pr.				
VI	10		<ul style="list-style-type: none"> <li>• Describe management of Nursing educational institutions</li> </ul>	<p><b>Management of nursing educational institutions</b></p> <ul style="list-style-type: none"> <li>• Establishment of Nursing educational institution-INC norms and guidelines</li> <li>• Co-ordination with- <ul style="list-style-type: none"> <li>□ Regulatory bodies</li> <li>□ Accreditation</li> <li>□ Affiliation <ul style="list-style-type: none"> <li>- Philosophy/objectives</li> <li>- Organization</li> </ul> </li> <li>□ Structure</li> <li>□ Committees <ul style="list-style-type: none"> <li>- Physical facilities</li> </ul> </li> <li>□ College/School</li> <li>□ Hostel <ul style="list-style-type: none"> <li>- Students <ul style="list-style-type: none"> <li>○ Selection</li> <li>○ Admission</li> <li>○ Guidance and Counseling</li> <li>○ Maintaining discipline <ul style="list-style-type: none"> <li>- Faculty and staff</li> </ul> </li> </ul> </li> <li>□ Selection</li> <li>□ Recruitment</li> <li>□ Job description</li> <li>□ Placement</li> <li>□ Performance appraisal</li> <li>□ Development and welfare</li> </ul> </li> <li>• Budgeting</li> <li>• Equipments and supplies: audio visual equipments, laboratory equipment, books, journals etc</li> <li>• Curriculum; Planning, implementation and evaluation,</li> </ul> </li></ul>	<ul style="list-style-type: none"> <li>• Lecture Discussion</li> <li>• Role plays</li> <li>• Counseling session</li> <li>• Group Exercises</li> </ul>	<ul style="list-style-type: none"> <li>• Essay type</li> <li>• Short answers</li> </ul>

Unit	Time (Hrs)		Learning Objectives	Content	Teaching Learning Activities	Assessment methods
	Th.	Pr.				
				<ul style="list-style-type: none"> <li>• Clinical facilities</li> <li>• Transport facilities</li> <li>• Institutional Records and reports- administrative, faculty, staff and students</li> </ul>		
VII	10		<ul style="list-style-type: none"> <li>• Describe the ethical and legal responsibilities of a professional nurse.</li> <li>• Explain the nursing practice standards</li> </ul>	<p><b>Nursing as a profession</b></p> <ul style="list-style-type: none"> <li>• Nursing as a profession               <ul style="list-style-type: none"> <li>□ Philosophy; nursing practice</li> <li>□ Aims and objectives</li> <li>□ Characteristics of a professional nurse</li> <li>□ Regulatory bodies; INC, SNC Acts; - constitution, functions</li> <li>□ Current trends and issues in Nursing</li> </ul> </li> <li>• Professional ethics               <ul style="list-style-type: none"> <li>□ Code of ethics; INC, ICN</li> <li>□ Code of Professional conduct; INC, ICN</li> </ul> </li> <li>• Practice standards for Nursing; INC</li> <li>• Consumer protection act</li> <li>• Legal Aspects in Nursing               <ul style="list-style-type: none"> <li>□ Legal terms related to practice; registration and licensing</li> <li>□ Laws related to nursing practice; Breach and penalties</li> <li>□ Malpractice and negligence</li> </ul> </li> </ul>	<ul style="list-style-type: none"> <li>• Lecture Discussion</li> <li>• Case discussion</li> <li>• Panel discussion</li> <li>• Role plays</li> <li>• Critical incidents</li> <li>• Visit to INC/SNRCs</li> </ul>	<ul style="list-style-type: none"> <li>• Short answers</li> <li>• Assessment of critical incidents</li> </ul>
VIII	3		<ul style="list-style-type: none"> <li>• Explain the various opportunities</li> </ul>	<p><b>Professional Advancement:</b></p> <ul style="list-style-type: none"> <li>• Continuing education</li> </ul>	<ul style="list-style-type: none"> <li>• Lecture Discussion</li> <li>• Review/ Presentation of published articles</li> </ul>	<ul style="list-style-type: none"> <li>• Short answers</li> </ul>





Unit	Time (Hrs)		Learning Objectives	Content	Teaching Learning Activities	Assessment methods
	Th.	Pr.				
			for professional advancement	<ul style="list-style-type: none"><li>• Career Opportunities</li><li>• Collective bargaining</li><li>• Membership with Professional organizations; National and International</li><li>• Participation in research activities</li><li>• Publications; Journals, newspapers etc.</li></ul>	<ul style="list-style-type: none"><li>• Group work on maintenance of bulletin board</li></ul>	

